

UNITED STATES
SECURITIES AND EXCHANGE COMMISSION
Washington, D.C. 20549

SCHEDULE 14A

Proxy Statement Pursuant to Section 14(a) of
the Securities Exchange Act of 1934 (Amendment No.)

Filed by the Registrant

Filed by a Party other than the Registrant

Check the appropriate box:

- Preliminary Proxy Statement
- Confidential, for Use of the Commission Only (as permitted by Rule 14a-6(e)(2))**
- Definitive Proxy Statement
- Definitive Additional Materials
- Soliciting Material under §240.14a-12

Simon Property Group, Inc.

(Name of Registrant as Specified In Its Charter)

(Name of Person(s) Filing Proxy Statement, if other than the Registrant)

Payment of Filing Fee (Check the appropriate box):

- No fee required.
 - Fee computed on table below per Exchange Act Rules 14a-6(i)(1) and 0-11.
 - (1) Title of each class of securities to which transaction applies: _____
 - (2) Aggregate number of securities to which transaction applies: _____
 - (3) Per unit price or other underlying value of transaction computed pursuant to Exchange Act Rule 0-11 (set forth the amount on which the filing fee is calculated and state how it was determined): _____
 - (4) Proposed maximum aggregate value of transaction: _____
 - (5) Total fee paid: _____
 - Fee paid previously with preliminary materials.
 - Check box if any part of the fee is offset as provided by Exchange Act Rule 0-11(a)(2) and identify the filing for which the offsetting fee was paid previously. Identify the previous filing by registration statement number, or the Form or Schedule and the date of its filing.
 - (1) Amount Previously Paid: _____
 - (2) Form, Schedule or Registration Statement No.: _____
 - (3) Filing Party: _____
 - (4) Date Filed: _____
-



SIMON PROPERTY GROUP, INC.



2016 PROXY STATEMENT





April 1, 2016

Dear Fellow Stockholders:

Please join me and the Board of Directors at our 2016 Annual Meeting of Stockholders on May 11, 2016 at our headquarters in Indianapolis, Indiana. The business to be conducted at the meeting is explained in the attached Notice of Annual Meeting and Proxy Statement. We are pleased to furnish proxy materials to our stockholders over the Internet. We believe that this e-proxy process expedites stockholders' receipt of proxy materials, while also lowering the costs and reducing the environmental impact of our Annual Meeting.

2015 was an excellent year for Simon Property Group, and I would like to thank our employees for their hard work and dedication and our stockholders for their continued interest and support of our Company.

Whether or not you plan to attend the meeting in person, please read the Proxy Statement and vote your shares. Instructions for Internet and telephone voting are included in your Notice of Internet Availability of Proxy Materials or proxy card (if you receive your materials by mail). We hope that after you have reviewed the Proxy Statement you will vote at the meeting in accordance with the Board's recommendations. Your vote is important to us and our business.

Sincerely,

A handwritten signature in black ink, appearing to be "D. Simon".

David Simon
Chairman of the Board and Chief Executive Officer



NOTICE OF ANNUAL MEETING OF STOCKHOLDERS

MAY 11, 2016
8:30 A.M. (EDT)

Simon Property Group Headquarters
225 West Washington Street, Indianapolis, Indiana 46204

ITEMS OF BUSINESS

1. Elect the eleven directors named in this Proxy Statement, including three directors to be elected by the voting trustees who vote the Class B common stock;
2. Advisory vote to approve executive compensation;
3. Ratify the appointment of Ernst & Young LLP as our independent registered public accounting firm for 2016; and
4. Other business as may properly come before the meeting or any adjournments or postponements of the meeting.

RECORD DATE

You can vote if you are a stockholder of record on March 14, 2016 (the "Record Date").

ANNUAL REPORT

Our 2015 Annual Report to Stockholders accompanies, but is not part of or incorporated into, these proxy materials.

PROXY VOTING

On or about April 1, 2016, a Notice of Internet Availability of Proxy Materials and Notice of Annual Meeting of Stockholders (the "Notice") is first being mailed to our stockholders of record as of the Record Date and our proxy materials are first being posted on the website referenced in the Notice (www.proxyvote.com). As more fully described in the Notice, all stockholders may choose to access our proxy materials on the website referred to in the Notice or may request a printed set of our proxy materials. In addition, the Notice and website provide information regarding how you may request to receive proxy materials in printed form by mail or electronically by email on an ongoing basis. For those stockholders who previously requested to receive proxy materials in printed form by mail or electronically by email on an ongoing basis, you will receive those materials as you requested.

Stockholders as of the Record Date are invited to attend the Annual Meeting, but if you cannot attend in person, please vote in advance of the meeting by using one of the methods described in the Proxy Statement. Stockholders may vote their shares (1) in person at the Annual Meeting, (2) by telephone, (3) through the Internet or (4) by completing and mailing a proxy card if you receive your proxy materials by mail. Specific instructions for voting by telephone or through the Internet are included in the Notice. If you attend and vote at the meeting, your vote at the meeting will replace any earlier vote you cast.

By order of the Board of Directors,

A handwritten signature in black ink, appearing to read "James M. Barkley".

James M. Barkley
Secretary

April 1, 2016

TABLE OF CONTENTS

<u>PLEASE VOTE</u>	<u>2</u>
<u>PROXY SUMMARY</u>	<u>3</u>
<u>PROXY STATEMENT</u>	<u>5</u>
<u>CORPORATE GOVERNANCE OF THE COMPANY</u>	<u>5</u>
<u>Board Leadership Structure</u>	<u>5</u>
<u>Board's Role in Oversight of Risk Management</u>	<u>6</u>
<u>Director Independence</u>	<u>6</u>
<u>Policies on Corporate Governance</u>	<u>6</u>
<u>Majority Vote Standard for Election of Directors</u>	<u>7</u>
<u>Nominations for Directors</u>	<u>7</u>
<u>Communications with the Board</u>	<u>7</u>
<u>Stockholder Engagement and Outreach</u>	<u>8</u>
<u>Section 16(a) Beneficial Ownership Reporting Compliance</u>	<u>8</u>
<u>Transactions With Related Persons</u>	<u>8</u>
<u>PROPOSAL 1: Election of Directors</u>	<u>9</u>
<u>Nominees for Director to Be Elected by Holders of Voting Shares</u>	<u>9</u>
<u>Nominees for Director to Be Elected by the Voting Trustees Who Vote the Class B Common Stock</u>	<u>12</u>
<u>Meetings and Committees of the Board</u>	<u>13</u>
<u>Committee Function and Membership</u>	<u>14</u>
<u>Director Compensation</u>	<u>15</u>
<u>Ownership of Equity Securities of the Company</u>	<u>17</u>
<u>PROPOSAL 2: Advisory Vote to Approve Executive Compensation</u>	<u>19</u>
<u>COMPENSATION COMMITTEE REPORT</u>	<u>19</u>
<u>COMPENSATION DISCUSSION AND ANALYSIS</u>	<u>20</u>
<u>Executive Summary</u>	<u>20</u>
<u>Summary Compensation Table</u>	<u>33</u>
<u>Grants of Plan-Based Awards in 2015</u>	<u>33</u>
<u>Outstanding Equity Awards At 2015 Fiscal Year-End</u>	<u>34</u>
<u>Option Exercises and Stock Vested in 2015</u>	<u>35</u>
<u>Nonqualified Deferred Compensation in 2015</u>	<u>35</u>
<u>Role of the Independent Compensation Consultant</u>	<u>41</u>
<u>PROPOSAL 3: Ratification of Independent Registered Public Accounting Firm</u>	<u>42</u>
<u>REPORT OF THE AUDIT COMMITTEE</u>	<u>42</u>
<u>ADDITIONAL INFORMATION</u>	<u>44</u>
<u>FREQUENTLY ASKED QUESTIONS AND ANSWERS</u>	<u>45</u>

PLEASE VOTE

It is very important that you vote to play a part in the future of your Company. New York Stock Exchange ("NYSE") rules provide that if your shares are held through a broker, bank or other nominee, they cannot vote on your behalf on non-discretionary matters without your instruction.

PROPOSALS WHICH REQUIRE YOUR VOTE

PROPOSAL		MORE INFORMATION	BOARD RECOMMENDATION	BROKER NON-VOTES	ABSTENTIONS	VOTES REQUIRED FOR APPROVAL
1	Elect the eleven directors named in this Proxy Statement, including three directors to be elected by the voting trustees who vote the Class B common stock	Page 9	FOR all nominees	Do not impact outcome	Do not impact outcome	More votes FOR than AGAINST. Under our By-Laws, a nominee who receives more AGAINST votes than FOR votes will be required to tender his or her resignation.
2	Advisory vote to approve executive compensation	Page 19	FOR	Do not impact outcome	Do not impact outcome	Majority of votes cast.
3	Ratify the appointment of Ernst & Young LLP as our independent registered public accounting firm for 2016	Page 42	FOR	N/A	Do not impact outcome	Majority of votes cast.

BY INTERNET USING A COMPUTER



Vote 24/7
www.proxyvote.com

BY TELEPHONE



Dial toll-free 24/7
1-800-690-6903

BY MAIL



Cast your ballot, sign your proxy card
and send by pre-paid mail

PLEASE VISIT OUR ANNUAL MEETING WEBSITE: annualmeeting.simon.com

- Review and download easy to read versions of our Proxy Statement and Annual Report on Form 10-K for the fiscal year ended December 31, 2015 (the "Annual Report").
- Sign up for future electronic delivery to reduce the impact on the environment.

PROXY SUMMARY

This proxy summary highlights information which may be contained elsewhere in this Proxy Statement. This summary does not contain all of the information that you should consider, and you should read the entire Proxy Statement carefully before voting. Page references are supplied to help you find further information in this Proxy Statement.

ELIGIBILITY TO VOTE (page 45)

You can vote if you were a stockholder of record at the close of business on March 14, 2016.

HOW TO CAST YOUR VOTE (page 2)

You can vote by any of the following methods:

- Internet: www.proxyvote.com until 11:59 P.M. EDT on May 10, 2016;
- Telephone: 1-800-690-6903 until 11:59 P.M. EDT on May 10, 2016; or
- Mail: Completing, signing and returning your proxy or voting instruction card.

GOVERNANCE OF THE COMPANY (page 5)

- We pride ourselves on continuing to observe and implement best practices in our corporate governance.

BOARD NOMINEES (page 9)

NAME OF INDEPENDENT DIRECTOR	AGE	OCCUPATION	COMMITTEE MEMBERSHIPS
Glyn F. Aeppel	57	President and CEO of Glencove Capital	To be determined
Larry C. Glasscock	68	Retired Chairman of WellPoint, Inc. (now Anthem, Inc.)	Lead Independent Director, Audit, Governance and Nominating
Karen N. Horn, Ph.D.	72	Retired President, Global Private Client Services and Managing Director, Marsh, Inc.	Governance and Nominating (Chair)
Allan Hubbard	68	Co-Founder, Chairman and Chief Executive Officer of E&A Industries, Inc.	Compensation, Governance and Nominating
Reuben S. Leibowitz	68	Managing Member of JEN Partners	Compensation (Chair), Audit
Gary M. Rodkin	64	Retired Chief Executive Officer and Director of ConAgra Foods, Inc.	To be determined
Daniel C. Smith, Ph.D.	58	Professor of Marketing at the Kelley School of Business, Indiana University, and President and CEO of the Indiana University Foundation	Compensation, Governance and Nominating
J. Albert Smith, Jr.	75	Chairman, Chase Bank in Central Indiana and Managing Director of J.P. Morgan Private Bank	Audit (Chair), Compensation

NAME OF DIRECTOR	AGE	OCCUPATION	COMMITTEE MEMBERSHIPS
David Simon	54	Chairman of the Board and Chief Executive Officer of the Company	None
Richard S. Sokolov	66	President and Chief Operating Officer of the Company	None
Herbert Simon	81	Chairman Emeritus of the Board of the Company	None

PROXY SUMMARY**COMPENSATION DISCUSSION AND ANALYSIS (page 20)**

2015 was an exceptional year for our Company, and we continue to have strong alignment between our executive compensation and the interests of our stockholders. Our outstanding one-year total stockholder return ("TSR") performance in 2015 reinforced our compensation decisions and programs for our Named Executive Officers ("NEOs"). The amount of LTIP awards that were earned under the 2013-2015 LTIP program was less than the target amount because our three-year TSR performance did not meet or exceed the rigorous performance measures for one component of the LTIP program.

As you will see in the COMPENSATION DISCUSSION AND ANALYSIS section included in this Proxy Statement, our Compensation Committee continues to consider the input received during our ongoing stockholder engagement. The Compensation Committee believes that appropriate actions have been taken to address the interests of our stockholders and ensure strong alignment of interests between our stockholders and our executive compensation program. The Compensation Committee is confident that our executive compensation program is appropriately designed to incent strong performance over the longer term. The Compensation Committee will continue to consider stockholder feedback in its ongoing review of our executive compensation program.

SAY ON PAY (page 19)**RATIFICATION OF OUR INDEPENDENT REGISTERED PUBLIC ACCOUNTING FIRM (page 42)****VOTING PROPOSALS****BOARD OF DIRECTORS' RECOMMENDATIONS**

Proposal 1	Elect the eleven directors named in this Proxy Statement, including three directors to be elected by the voting trustees who vote the Class B common stock	FOR All nominees (page 9)
Proposal 2	Advisory vote to approve executive compensation	FOR (page 19)
Proposal 3	Ratify the appointment of Ernst & Young, LLP as our independent registered public accounting firm for 2016	FOR (page 42)



PROXY STATEMENT

This Proxy Statement and accompanying proxy are being made available to stockholders on or about April 1, 2016 in connection with the solicitation by the Board of Directors (the "Board") of Simon Property Group, Inc. ("Simon", "SPG", "we", "us", "our" or the "Company") of proxies to be voted at the 2016 Annual Meeting of Stockholders to be held at the corporate headquarters of the Company located at 225 West Washington Street, Indianapolis, Indiana 46204 on May 11, 2016 at 8:30 a.m. (EDT). As required by rules adopted by the U.S. Securities and Exchange Commission (the "SEC"), the Company is making this Proxy Statement and its Annual Report available to stockholders electronically via the Internet. In addition, SPG is using the SEC's "Notice and Access" rules to provide stockholders with more options for receipt of these materials. Accordingly, on April 1, 2016, the Company will begin mailing the Notice to stockholders containing instructions on how to access this Proxy Statement and the Company's Annual Report via the Internet, how to vote online or by telephone, and how to receive paper copies of the documents and a proxy card.

CORPORATE GOVERNANCE OF THE COMPANY

BOARD LEADERSHIP STRUCTURE

Our Governance Principles provide for a strong Lead Independent Director role.

The Lead Independent Director presides over all meetings of the Board at which the Chairman is not present, including the regularly conducted executive sessions of the independent directors, sets Board agendas and facilitates interactions between the independent directors and the senior management team.

- In March of 2014 Larry C. Glasscock was appointed by our independent directors to serve as our Lead Independent Director. David Simon has served since 2007 as the Chairman of the Board of Directors and Chief Executive Officer. The Board of Directors continues to believe that having David Simon fill these two leadership roles is an appropriate and efficient leadership structure. Together, our Lead Independent Director and the Chairman and Chief Executive Officer, facilitate clear leadership, responsibility and accountability, effective decision-making and a cohesive corporate strategy.
- 8 of our director nominees are independent under the requirements set forth in the NYSE Listed Company Manual.
- All of the members of the Audit Committee, Governance and Nominating Committee, and Compensation Committee are independent directors under the listing requirements and rules of the NYSE and other applicable laws, rules and regulations.
- Effective as of the 2016 Annual Meeting of Stockholders, Melvyn E. Bergstein, one of our independent directors, will retire from the Board. The Board of Directors has nominated Glyn F. Aeppel for election to the Board seat that will be vacant upon Mr. Bergstein's retirement. Mr. Rodkin and Ms. Aeppel were nominated for election to the Board of Directors upon the recommendation of the Governance and Nominating Committee who in 2014 retained an internationally recognized search firm to assist the Committee in its efforts to source high quality candidates for election to the Board. That search firm sourced both Ms. Aeppel and Mr. Rodkin as candidates for Board membership.

SUMMARY OF BOARD EXPERIENCE

	G. AEPPEL	L. GLASSCOCK	K. HORN	A. HUBBARD	R. LEIBOWITZ	G. RODKIN	A. SMITH	D. SMITH	D. SIMON	R. SOKOLOV	H. SIMON
High level of financial literacy and capital market experience	X	X	X		X	X	X	X	X		
Relevant Chief Executive Officer/President Experience	X	X	X	X	X	X	X	X	X	X	
Retail real estate or commercial real estate	X	X			X		X		X	X	X
Broad international exposure	X		X			X		X	X		X
Marketing/marketing-related technology experience				X		X		X			
Governmental or geopolitical expertise			X	X						X	
Risk oversight/management expertise	X	X	X	X	X	X	X	X	X	X	X

CORPORATE GOVERNANCE OF THE COMPANY

THE BOARD OF DIRECTORS BELIEVES THAT ITS MEMBERS SHOULD:

- exhibit high standards of independent judgment and integrity;
- have a strong record of achievements;
- have an understanding of our business and the competitive environment in which we operate;
- have diverse experiences and backgrounds, including racial and gender diversity; and
- be committed to enhancing stockholder value on a long-term basis and have sufficient time to carry out their duties.

In addition, the Board of Directors has determined that the Board, as a whole, should strive to have the right mix of characteristics and skills necessary to effectively perform its oversight responsibilities. The Board believes that directors with one or more of the following professional skills can assist in meeting this goal:

- leadership of large and complex organizations;
- accounting and finance;
- e-commerce related internet-based businesses;
- capital markets;
- retail marketing;
- strategic planning;
- relevant industries;
- real estate acquisitions, development and operations;
- banking, legal and corporate governance;
- government and governmental relationships; and
- international business.

BOARD'S ROLE IN OVERSIGHT OF RISK MANAGEMENT

While risk management is primarily the responsibility of our management, the Board of Directors provides overall risk oversight focusing on the most significant risks we face. We have implemented a Company-wide enterprise risk management process to identify and assess the major risks we face and develop strategies for controlling, mitigating and monitoring risk. As part of this process, we gather information throughout our Company to identify and prioritize these major risks. The identified risks and risk mitigation strategies are validated with management and discussed with the Audit Committee on an ongoing basis.

The Audit Committee reviews our risk management programs and reports on these items to the full Board. Our Vice President of Audit Services is responsible for supervising the enterprise risk management process and in that role reports directly to the Audit Committee. Other members of senior management who have responsibility for designing and implementing various aspects of our risk management process also regularly meet with the Audit Committee. The Audit Committee discusses our identified financial and operational risks with our Chief Executive Officer and Chief Financial Officer and receives reports from other members of senior management with regard to our identified risks.

The Compensation Committee is responsible for overseeing any risks relating to our compensation policies and practices. Specifically, the Compensation Committee oversees the design of incentive compensation arrangements of our executive officers to implement our pay-for-performance philosophy without encouraging or rewarding excessive risk-taking by our executive officers.

Our management regularly conducts additional reviews of risks, as needed, or as requested by the Board or Audit Committee.

DIRECTOR INDEPENDENCE

The Board has adopted standards to assist it in making determinations of director independence. These standards incorporate, and are consistent with, the definition of "independent" contained in the NYSE Listed Company Manual and other applicable laws, rules and regulations in effect from time to time regarding director independence. These standards are included in our Governance Principles, which are available at governanceprinciples.simon.com. In March 2014, the Board amended and restated the Governance Principles to strengthen the role of the Lead Independent Director. The Board has affirmatively determined that each of the persons nominated by the Board for election as directors by the holders of voting shares meets these standards and is independent.

David Simon, Richard Sokolov and Herbert Simon are our employees and are not considered independent directors.

POLICIES ON CORPORATE GOVERNANCE

Good corporate governance is important to ensure that the Company is managed for the long-term benefit of its stockholders and to enhance the creation of long-term stockholder value. Each year, the Board or one of its committees reviews our Governance Principles, the written charters for each of the Board's standing committees at committeecomposition.simon.com and our Code of

Business Conduct and Ethics which can be found at codeofconduct.simon.com. The current version of each of these documents is available by clicking on any of the previous links or by visiting www.simon.com, by visiting the Corporate Governance section at investors.simon.com, or by requesting a copy in print without charge upon written request to our Secretary at 225 West Washington Street, Indianapolis, Indiana 46204.

We will also either disclose on Form 8-K and/or post on our Internet website any substantive amendment to, or waiver from, a provision of the Code of Business Conduct and Ethics that applies to any of our directors or executive officers.

MAJORITY VOTE STANDARD FOR ELECTION OF DIRECTORS

Our By-Laws provide for a majority voting standard for the election of directors, provided a quorum is present. This means that any director who, in an uncontested election, receives a greater number of "against" votes than "for" votes must promptly tender his or her resignation to the Board of Directors, subject to its acceptance. The Governance and Nominating Committee will promptly consider the tendered resignation and recommend to the Board whether to accept or reject it. Both the Governance and Nominating Committee and the Board may consider any factors they deem appropriate and relevant to their actions.

The Board will act on the tendered resignation, taking into account the Governance and Nominating Committee's recommendation. The affected director cannot participate in any part of the process. We will publicly disclose the Board's decision by a press release, a filing with the SEC or other broadly disseminated means of communication within 90 days after the vote is certified.

In a contested election (in which the number of nominees exceeds the number of directors to be elected), the standard for election of directors will be a plurality of the votes cast by the holders of shares entitled to vote on the election of directors, provided a quorum is present.

NOMINATIONS FOR DIRECTORS

The Governance and Nominating Committee will consider director nominees recommended by stockholders in accordance with the requirements of our By-Laws. A stockholder who wishes to recommend a director candidate should send such recommendation to our Secretary at 225 West Washington Street, Indianapolis, Indiana 46204, who will forward it to the Governance and Nominating Committee. Any such recommendation shall include a description of the candidate's qualifications for Board service, the candidate's written consent to be considered for nomination and to serve if nominated and elected, as well as the addresses and telephone numbers for contacting the stockholder and the candidate for more information. A stockholder who wishes to nominate an individual as a director candidate at the annual meeting of stockholders, rather than recommend the individual to the Governance and Nominating Committee as a nominee, shall comply with the requirements described above and in addition must comply with the advance notice requirements for stockholder nominations set forth in our By-Laws.

Our Governance Principles provide that all candidates for election as members of the Board should possess high personal and professional ethics, integrity and values and be committed to representing the long-term interests of our stockholders and otherwise fulfilling the responsibilities of directors as described in our Governance Principles. In 2016, we amended our Governance Principles to clearly reflect and communicate the Board's long-standing diversity goals including, without limitation, the pursuit of racial and gender diversity taking into account the skills and other attributes the Board believes are required for any new Director. Our Governance Principles further provide that if our directors simultaneously serve on more than four boards of public companies, including our Board, then the Board or Governance and Nominating Committee must determine that serving on more than four public company boards does not impair the ability of the director to serve as an effective member of our Board. In recommending candidates to the Board for election as directors, the Governance and Nominating Committee will consider the foregoing minimum qualifications as well as each candidate's credentials, keeping in mind our desire, as stated in our Governance Principles, to have a Board representing diverse experiences and backgrounds, as well as expertise in or knowledge of specific areas that are relevant to our business activities.

COMMUNICATIONS WITH THE BOARD

The Board has implemented a process by which our stockholders and other interested parties may communicate with one or more members of our Board, its committees or the independent directors as a group in a writing addressed to Simon Property Group, Inc., Board of Directors, c/o Secretary, 225 West Washington Street, Indianapolis, Indiana 46204. The Board has instructed our Secretary to promptly forward all such communications to the specified addressees thereof.

CORPORATE GOVERNANCE OF THE COMPANY

STOCKHOLDER ENGAGEMENT AND OUTREACH

The Company continued to engage with stockholders in 2015 and early 2016 concerning, among other things, the issuance of the Company's Sustainability Report. In addition, since our 2015 annual meeting, our executive officers and certain independent members of our Board of Directors have considered the input received from stockholders (in face-to-face discussions, conference calls and/or written communication) representing approximately 25.6% of the shares outstanding and entitled to vote at the 2016 Annual Meeting of Stockholders.

SECTION 16(a) BENEFICIAL OWNERSHIP REPORTING COMPLIANCE

Section 16(a) of the Securities Exchange Act of 1934, as amended (the "Exchange Act") requires our directors, executive officers and beneficial owners of more than 10% of our capital stock to file reports of ownership and changes of ownership with the SEC and the NYSE. Based on our records and other information, we believe that during the year ended December 31, 2015 all applicable Section 16(a) filing requirements were met.

TRANSACTIONS WITH RELATED PERSONS

On an annual basis, each director and executive officer is obligated to complete a director and officer questionnaire, which requires disclosure of any transactions with us in which the director or executive officer, or any member of his or her immediate family, has or will have an interest. Pursuant to our Code of Business Conduct and Ethics at [codeofconduct.simon.com](#), which is also available in the Corporate Governance section at [investors.simon.com](#), the Audit Committee must review and approve all related person transactions in which any executive officer, director, director nominee or more than 5% stockholder of the Company, or any of their immediate family members, had, has or will have a direct or indirect material interest. Pursuant to the charter of the Audit Committee, which is available in the Corporate Governance section at [investors.simon.com](#), the Audit Committee may not approve a related person transaction unless (1) it is in, or not inconsistent with, our best interests and (2) where applicable, the terms of such transaction are at least as favorable to us as could be obtained from an unrelated third party. Our Restated Certificate of Incorporation requires that at least a majority of our directors be neither our employees nor members or affiliates of members of the Simon family. Our Restated Certificate of Incorporation further requires that transactions involving us in our capacity as general partner of our wholly owned subsidiary, Simon Property Group, L.P. (the "Operating Partnership"), and any entity in which any of the Simons has an interest must, in addition to any other vote that may be required, be approved in advance by a majority of such independent directors. We currently have eight independent directors serving on the Board.

Our General Counsel is charged with reviewing any conflict of interest involving any other employee.

TRANSACTIONS WITH THE SIMONS

Pursuant to management agreements that provide for our receipt of a management fee and reimbursement of our direct and indirect costs, we have managed since 1993 two shopping centers owned by entities in which David Simon and Herbert Simon have ownership interests that were not contributed to the Operating Partnership. In addition, in 2015 we assisted Melvin Simon & Associates, Inc. ("MSA") and certain of its affiliates with placement of the property and casualty insurance programs required for certain retail and other commercial buildings and improvements owned by MSA or its affiliates. In 2015, we received \$4,323,754 in fees and reimbursements from MSA and its affiliates for rendering management and insurance-related services to MSA and its affiliates. These agreements have been reviewed and approved by the Audit Committee. In 2015, we reimbursed David Simon \$2,415,337 for the Company-related business use of his personal aircraft. Our reimbursement for use of David Simon's personal aircraft is based upon a below-market hourly cost of operating the aircraft and the verified number of hours of our business use, plus reimbursement for certain out-of-pocket expenses. These reimbursements were reviewed and approved by the Audit Committee.

We provide MSA with office space and legal, human resource administration, property specific financing and other support services, and MSA paid us \$600,000 for these services in 2015, which is net of our reimbursement of Herbert Simon for costs incurred to operate his personal aircraft when used for Company related business purposes. These payments and reimbursements were reviewed and approved by the Audit Committee.

PROPOSAL 1: Election of Directors

The Board of Directors currently consists of eleven members, Melvyn E. Bergstein, one of our independent directors, will retire from the Board. The Board of Directors has nominated Glyn F. Aeppel for election to the Board seat that will be vacant upon Mr. Bergstein's retirement. Based on the recommendation of the Governance and Nominating Committee, the Board has nominated the following eight persons listed as "Nominees for Director to be Elected by Holders of Voting Shares." All of the nominees are current directors, except for Ms. Aeppel who is a first time nominee.

We expect each nominee for election as a director named in this Proxy Statement will be able to serve if elected. If any nominee is not able to serve, proxies will be voted in favor of the remainder of those nominated and may be voted for substitute nominees.

The names, principal occupations and certain other information about the nominees for director, as well as key experiences, qualifications, attributes and skills that led the Governance and Nominating Committee to conclude that such person is currently qualified to serve as a director, are set forth on the following pages.

NOMINEES FOR DIRECTOR TO BE ELECTED BY HOLDERS OF VOTING SHARES

THE BOARD OF DIRECTORS UNANIMOUSLY RECOMMENDS THAT STOCKHOLDERS VOTE FOR THE FOLLOWING INDEPENDENT DIRECTOR NOMINEES:



Glyn F. Aeppel

Age: 57
Director since: New Director nominee
Committees Served:—To be determined
Other Public Directorships: AvalonBay Communities, Inc.

President and Chief Executive Officer of Glencove Capital, a lifestyle hospitality investment and advisory company that she founded, since 2010. From October 2008 to May 2010, Ms. Aeppel served as Chief Investment Officer of Andre Balazs Properties, an owner, developer and operator of lifestyle luxury hotels. From April 2006 to October 2008, she served as Executive Vice President of Acquisitions and Development for Loews Hotels and was a member of its executive committee. From April 2004 to April 2006, she was a principal of Aeppel and Associates, a hospitality advisory development company, during which time she assisted Fairmont Hotels and Resorts in expanding in the United States and Europe. Prior to April 2004, Ms. Aeppel held executive positions with Le Meridien Hotels, Interstate Hotels & Resorts, Inc., FFC Hospitality, LLC, Holiday Inn Worldwide and Marriott Corporation. Ms. Aeppel currently serves on the board of directors of AvalonBay Communities, Inc., where she is a member of the audit and chair of the investment and finance committees. She also serves on the board of Exclusive Resorts, LLC, a privately held company. Ms. Aeppel previously served on the boards of Key Hospitality Acquisition Corporation, Loews Hotels Corporation and Sunrise Senior Living, Inc.

SPECIFIC QUALIFICATIONS AND EXPERIENCE OF PARTICULAR RELEVANCE TO OUR COMPANY

Ms. Aeppel has more than 30 years of experience in property acquisitions, development and financing. Ms. Aeppel has experience in both public and private companies focusing on the acquisition, operation and branding of hotel properties, including serving as Chief Investment Officer at Andre Balazs Properties and Executive Vice President, Acquisitions and Development, of Loews Hotel Corporation. The Board has concluded that Ms. Aeppel should serve as a director based on her broad background and long experience in property acquisitions, development, branding and financing.



Larry C. Glasscock

Age: 68
Director since: 2010
Committees Served: Lead Independent Director, Audit, Governance and Nominating
Other Public Directorships: Zimmer Holdings, Inc. and Sysco Corporation

Former Chairman of WellPoint, Inc. (now Anthem, Inc.) a healthcare insurance company, from November 2005 to March 2010. Mr. Glasscock also served as President and Chief Executive Officer of WellPoint, Inc. from 2004 to 2007. Mr. Glasscock previously served as Chairman, President and Chief Executive Officer of Anthem, Inc. from 2003 to 2004 and served as President and Chief Executive Officer of Anthem, Inc. from 2001 to 2003. Mr. Glasscock also previously served as a director of Anthem, Inc.

SPECIFIC QUALIFICATIONS AND EXPERIENCE OF PARTICULAR RELEVANCE TO OUR COMPANY

Mr. Glasscock served as the Chief Executive Officer of the nation's leading health benefits company for many years. He has experience in leading a large public company, setting and implementing strategic plans, developing and implementing turnaround and growth strategies, and developing talent and participating in successful leadership transitions. Mr. Glasscock also has experience leading acquisitions of companies, particularly over the last 10 years. In addition, he worked in financial services for 20 years and can identify meaningful metrics to assess a company's performance. He also serves, and has served for over 15 years, as a director of other public companies. Mr. Glasscock serves as our Lead Independent Director and serves on our Governance and Nominating Committee and Audit Committee. The Board of Directors has determined that he is an "audit committee financial expert".

PROPOSAL 1: Election of Directors



Karen N. Horn, Ph.D.

Age: 72
Director since: 2004
Committees Served: Governance and Nominating (Chair)
Other Public Directorships: Eli Lilly and Company, Norfolk Southern Corporation, T. Rowe Price Mutual Funds

Retired President, Global Private Client Services and Managing Director, Marsh, Inc., a subsidiary of MMC, having served in these positions from 1999 to 2003. Prior to joining Marsh, she was Senior Managing Director and Head of International Private Banking at Bankers Trust Company; Chairman and Chief Executive Officer, Bank One, Cleveland, N.A.; President of the Federal Reserve Bank of Cleveland; Treasurer of Bell of Pennsylvania; and Vice President of First National Bank of Boston. Dr. Horn has served as Senior Managing Director of Brock Capital Group, a corporate advisory and investment banking firm, since 2003. She is also Vice Chairman of the U.S.-Russia Foundation and a member of the board of the National Bureau of Economic Research and most recently was appointed Vice Chairman. She previously served as a director of Georgia-Pacific Corporation and Fannie Mae.

SPECIFIC QUALIFICATIONS AND EXPERIENCE OF PARTICULAR RELEVANCE TO OUR COMPANY

Dr. Horn has more than 30 years of experience in international finance and management, including her service as President of the Federal Reserve Bank of Cleveland and as a senior executive of a number of financial institutions. These experiences provide her with expertise in financial management and economic policy and an in-depth knowledge of the capital markets in which we actively participate. Dr. Horn serves as a director of several other publicly-held companies. She is a member of our Governance and Nominating Committee, which she chairs.



Reuben S. Leibowitz

Age: 68
Director since: 2005
Committees Served: Compensation (Chair), Audit
Other Public Directorships: None

Managing Member of JEN Partners, a private equity firm, since 2005. Mr. Leibowitz was a Managing Director of Warburg Pincus from 1984 to 2005. He was a director of Chelsea Property Group, Inc. from 1993 until it was acquired by the Company in 2004 and previously served as a director of AV Homes, Inc.

SPECIFIC QUALIFICATIONS AND EXPERIENCE OF PARTICULAR RELEVANCE TO OUR COMPANY

Mr. Leibowitz led a major private equity firm's real estate activities for many years and in that role was responsible for developing long-term corporate strategies. Mr. Leibowitz practiced 15 years as a CPA, including a number of years specializing in tax issues, and is an attorney. He has an in-depth understanding of our Premium Outlets® platform, having served as a director of Chelsea Property Group, the publicly-held company we acquired in 2004. He serves on our Audit Committee and Compensation Committee, which he chairs. The Board of Directors has determined that he is an "audit committee financial expert".



Allan Hubbard

Age: 68
Director since: 2009
Committees Served: Compensation, Governance and Nominating
Other Public Directorships: None

Co-Founder and Chairman of E&A Companies, a privately-held holding company that acquires and operates established companies, since 1977. Mr. Hubbard served as Assistant to the President for Economic Policy and director of the National Economic Council for the George W. Bush administration. He also served as Executive Director of the President's Council on Competitiveness for the George H.W. Bush administration. Mr. Hubbard previously served as a director of Acadia Healthcare, Anthem, Inc., PIMCO Equity Series and PIMCO Equity Series VIT.

SPECIFIC QUALIFICATIONS AND EXPERIENCE OF PARTICULAR RELEVANCE TO OUR COMPANY

Mr. Hubbard has more than 30 years' experience as an entrepreneur having founded and led a company that acquires and grows companies in North America and Europe. He served on the board of directors of a major, publicly-held healthcare company for a number of years during which time he served on that board's audit, compensation and governance committees. Mr. Hubbard also has extensive government and economic policy experience, having held key economic positions in the administrations of two U.S. Presidents. He is an honors graduate of Harvard Business School with an emphasis in finance and an honors graduate of Harvard Law School. Mr. Hubbard serves on our Compensation Committee and Governance and Nominating Committee.



Gary M. Rodkin

Age: 64
Director since: 2015
Committees Served: To be determined
Other Public Directorships: None
Prior Public Directorships in Past Years: ConAgra Foods, Inc., Avon Products, Inc.

Chief Executive Officer and member of the board of ConAgra Foods, Inc. from 2005 until his retirement in May 2015. Mr. Rodkin was Chairman and Chief Executive Officer of PepsiCo Beverages and Foods North America from February 2003 to June 2005. Mr. Rodkin joined PepsiCo in 1998, after it acquired Tropicana, where Mr. Rodkin had served as President since 1995. From 1979 to 1995, Mr. Rodkin held marketing and general management positions of increasing responsibility at General Mills, with his last three years at the company as President, Yoplait-Colombo. The Board appointed Mr. Rodkin as a director in July 2015, and he is now standing for election to a full term.

SPECIFIC QUALIFICATIONS AND EXPERIENCE OF PARTICULAR RELEVANCE TO OUR COMPANY

Mr. Rodkin has extensive experience in the leadership and management of a large packaged food company and expertise in branding and marketing of food and foodservice operations globally as the former Chief Executive Officer of ConAgra Foods, Inc. Mr. Rodkin was appointed to the Board in July 2015, and he is now standing for election to a full term.



Daniel C. Smith, Ph.D.

Age: 58
Director since: 2009
Committees Served: Compensation, Governance and Nominating
Other Public Directorships: None

Professor of Marketing at the Kelley School of Business, Indiana University, and President and Chief Executive Officer of the Indiana University Foundation. Served as Dean of the Kelley School from 2005 - 2012 and as Chief Executive Officer of the Indiana University Foundation since 2012. Dr. Smith joined the faculty of the Kelley School in 1996 and has served as Chair of the Marketing Department, Chair of the MBA Program, and Associate Dean of Academic Affairs.

SPECIFIC QUALIFICATIONS AND EXPERIENCE OF PARTICULAR RELEVANCE TO OUR COMPANY

Dr. Smith has spent over 30 years teaching, conducting research, and consulting in the areas of marketing strategy, brand management, financial management, compensation, human resource development and corporate governance. He served as Dean of one of the country's top-rated and largest business schools and now is the Chief Executive Officer of one of the nation's largest university foundations with \$2.0 billion of assets. Both as Dean and Foundation Chief Executive Officer, he was/is responsible for financial oversight and long-term financial planning, hiring and retention policies, compensation policies, public relations and overall long-term strategy. He serves on our Governance and Nominating Committee and Compensation Committee.



J. Albert Smith, Jr.

Age: 75
Director since: 1993
Committees Served: Audit (Chair), Compensation
Other Public Directorships: None

Chairman, Chase Bank in Central Indiana since 2014 and Managing Director of J.P. Morgan Private Bank since 2005. Mr. Smith was President of Bank One Central Indiana from 2001 to 2005; Managing Director of Banc One Corporation from 1998 to 2001; President of Bank One, Indiana, NA from 1994 to 1998; and President of Banc One Mortgage Corporation from 1974 to 1994.

SPECIFIC QUALIFICATIONS AND EXPERIENCE OF PARTICULAR RELEVANCE TO OUR COMPANY

Mr. Smith has served as Chairman, President and Managing Director of the Midwest operations of a major financial institution for a number of years during which time he has been involved in real estate lending activities. Through these experiences he has developed expertise in financial management and credit markets. He served as our Lead Independent Director until March 2014 and currently serves on our Compensation Committee and our Audit Committee, which he chairs. The Board of Directors has determined that he is an "audit committee financial expert".

PROPOSAL 1: Election of Directors

NOMINEES FOR DIRECTOR TO BE ELECTED BY THE VOTING TRUSTEES WHO VOTE THE CLASS B COMMON STOCK

The voting trustees who vote the Class B common shares, and who have the right to elect four directors, nominated the three persons listed below as "Nominees for Director to be Elected by the Voting Trustees Who Vote the Class B Common Stock". All of the nominees are currently Class B directors.

Our employment agreement with Richard Sokolov contemplates that he will be elected to the Board of Directors, and the voting trustees who vote the Class B common shares have agreed to elect Richard Sokolov to the Board. The voting trustees have an agreement requiring that each of them vote for each other as Class B director nominees.



David Simon

Class B Director Nominee
Age: 54
Director since: 1993
Other Public Directorships: Klépierre, S.A
Prior Directorships in Past 5 Years: WP Glimcher

Chairman of the Board of the Company since 2007 and Chief Executive Officer of the Company or its predecessor since 1995; a director of the Company or its predecessor since its incorporation in 1993; President of the Company's predecessor from 1993 to 1996. From 1988 to 1990, Mr. Simon was Vice President of Wasserstein Perella & Company. From 1985 to 1988, he was an Associate at First Boston Corp. He is the son of the late Melvin Simon and the nephew of Herbert Simon.

SPECIFIC QUALIFICATIONS AND EXPERIENCE OF PARTICULAR RELEVANCE TO OUR COMPANY

Mr. Simon has served as our Chief Executive Officer or the Chief Executive Officer of our predecessor for over 20 years. During that time he has provided leadership in the development and execution of our successful growth strategy, overseeing numerous strategic acquisitions that have been consolidated into what is recognized as the nation's leading retail real estate company. He gained experience in mergers and acquisitions while working at major Wall Street firms before joining his father and uncle. Mr. Simon serves on the National Association of Real Estate Investment Trusts' board of governors, which gives him an industry-wide perspective that extends beyond our own operations.



Richard S. Sokolov

Class B Director Nominee
Age: 66
Director since: 1996
Other Public Directorships: None
Prior Directorships in Past 5 Years: WP Glimcher

President and Chief Operating Officer and a director of the Company or its predecessor since 1996. President and Chief Executive Officer of DeBartolo Realty Corporation from its incorporation in 1994 until it merged with our predecessors in 1996. Mr. Sokolov joined its predecessor, The Edward J. DeBartolo Corporation, in 1982 as Vice President and General Counsel and was named Senior Vice President, Development and General Counsel in 1986.

SPECIFIC QUALIFICATIONS AND EXPERIENCE OF PARTICULAR RELEVANCE TO OUR COMPANY

Mr. Sokolov has served as our President and Chief Operating Officer since 1996 immediately following our acquisition of DeBartolo Realty Corporation. Mr. Sokolov had served as Chief Executive Officer and President of DeBartolo Realty Corporation and Senior Vice President Development and General Counsel of its predecessor operations for a number of years. Mr. Sokolov is a past Chairman of the International Council of Shopping Centers ("ICSC") and currently serves as a trustee and a member of the ICSC Nominating Committee.



Herbert Simon

Class B Director Nominee
Age: 81
Director since: 1993
Other Public Directorships: The Cheesecake Factory Incorporated

Chairman Emeritus of the Board of the Company since 2007. Co-Chairman of the Board of the Company or its predecessor from 1995 to 2007. Mr. Simon was Chief Executive Officer and a director of the Company's predecessor from its incorporation in 1993 to 1995. He also serves on the Board of Governors for the National Basketball Association and as Chairman of the Board of MSA.

SPECIFIC QUALIFICATIONS AND EXPERIENCE OF PARTICULAR RELEVANCE TO OUR COMPANY

Herbert Simon is our co-founder and Chairman Emeritus. The retail real estate business that he and his brother, the late Melvin Simon, started decades ago established the foundation for all of our current operations and record of achievement. Mr. Simon's leadership of the Indiana Pacers National Basketball Association ("NBA") basketball franchise has led to his service on the Board of Governors of the NBA.

MEETINGS AND COMMITTEES OF THE BOARD

MEETINGS AND ATTENDANCE

Our business, property and affairs are managed under the direction of our Board of Directors. Members of our Board of Directors are kept informed of our business through discussions with our Chairman and Chief Executive Officer, other executive officers and our Lead Independent Director, by reviewing materials provided to them concerning the business, by visiting our offices and properties, and by participating in meetings of the Board and its committees. Directors are also expected to use reasonable efforts to attend the annual meeting of stockholders.

- All but one of our Directors attended the 2015 annual meeting. During 2015, the Board of Directors met eight times.
- Our directors participated in more than 75% of the aggregate number of meetings of the Board and more than 75% of the committees on which they serve.

EXECUTIVE SESSIONS OF INDEPENDENT DIRECTORS

The independent directors meet in executive session without management present in connection with each regularly scheduled Board meeting. During 2015, the independent directors held four executive sessions. The Lead Independent Director presides over these executive sessions.

The name of the current Lead Independent Director is posted in the Corporate Governance section at investors.simon.com. The Board's Lead Independent Director is appointed by the independent members of the Board and the effectiveness of the Lead Independent Director shall be discussed in the Proxy Statement provided to stockholders in connection with each annual meeting.

In March 2014, we amended and restated our Governance Principles to strengthen the role of the Lead Independent Director. The Lead Independent Director performs the duties specified in these Governance Principles and such other duties as are assigned from time to time by the independent directors of the Board.

We believe that our Lead Independent Director is performing his duties in an effective manner. Under our Governance Principles, the Lead Independent Director is empowered to:

- preside at all meetings of the Board at which the Chairman is not present, including executive sessions of the Independent Directors;
- serve as a liaison between the Chairman and the independent directors, including by facilitating communication and sharing of views between the independent directors and the Chairman;
- approve materials sent to the Board and advise on such information;
- approve meeting agendas for the Board and coordinate with the Chairman with respect to developing such agendas;
- approve meeting schedules for the Board to assure there is sufficient time for discussion of all agenda items and coordinate with the Chairman with respect to developing such schedules;
- call meetings of the independent directors;
- if requested by major stockholders, ensures that he or she is available for consultation and direct communication; and
- retain outside advisors and consultants to report directly to the Board on Board-wide matters.

PROPOSAL 1: Election of Directors

COMMITTEE FUNCTION AND MEMBERSHIP

THE AUDIT COMMITTEE

<p>Members: J. Albert Smith, Jr. (Chair) Larry C. Glasscock Reuben S. Leibowitz Melvyn E. Bergstein⁽¹⁾</p> <p>Nine meetings during 2015.</p>	<p>The Audit Committee assists the Board in monitoring the integrity of our financial statements, the qualifications, independence and performance of our independent registered public accounting firm, the performance of our internal audit function and our compliance with legal and regulatory requirements. The Audit Committee has sole authority to appoint, or replace our independent registered public accounting firm and pre-approves the auditing services and permitted non-audit services to be performed by our independent registered public accounting firm, including the fees and terms thereof. The Audit Committee has authority to retain legal, accounting or other advisors. The Audit Committee reviews and discusses with management and our independent registered public accounting firm our annual audited financial statements, our quarterly earnings releases and financial statements, significant financial reporting issues and judgments made in connection with the preparation of our financial statements and any major issues regarding the adequacy of our internal controls. It also issues the report on its activities which appears in this Proxy Statement. The charter of the Audit Committee requires that each member meet the independence and experience requirements of the NYSE, the Exchange Act and the rules and regulations of the SEC.</p> <p>The Board of Directors has determined that each of the current members of the Audit Committee qualifies as an "audit committee financial expert" as defined by rules of the SEC.</p>
--	---

THE COMPENSATION COMMITTEE

<p>Members: Reuben S. Leibowitz (Chair) Allan Hubbard Daniel C. Smith, Ph.D. J. Albert Smith, Jr.</p> <p>Four meetings during 2015.</p>	<p>The Compensation Committee (1) sets remuneration levels for our executive officers, (2) reviews significant employee benefit programs, (3) establishes and administers our executive compensation program and our stock incentive plan, (4) discusses with management the Compensation Discussion and Analysis, and, if appropriate, recommends its inclusion in our Annual Report and Proxy Statement, and (5) issues the report on its activities which appears in this Proxy Statement. The charter of the Compensation Committee requires that each member meet the independence requirements of the NYSE and the rules and regulations of the SEC.</p> <p>The Compensation Committee has authority to retain the advice and assistance of compensation consultants and legal, accounting or other advisors. The committee retained its current consultant, Semler Brossy Consulting Group, LLC, in December 2011. Semler Brossy does not provide any other services to management of the Company. The consultant assists the committee in the review and design of our executive compensation program. No member of the Compensation Committee during 2015 was an officer, employee or former officer of us or any of our subsidiaries or had any relationship requiring disclosure in this Proxy Statement pursuant to SEC regulations. None of our executive officers served as a member of a compensation committee or a director of another entity under the circumstances requiring disclosure in this Proxy Statement pursuant to SEC regulations.</p>
--	--

THE GOVERNANCE AND NOMINATING COMMITTEE

<p>Members: Karen N. Horn, Ph.D. (Chair) Larry C. Glasscock Allan Hubbard Daniel C. Smith, Ph.D. Melvyn E. Bergstein⁽¹⁾</p> <p>Three meetings during 2015.</p>	<p>The Governance and Nominating Committee nominates persons to serve as directors and, in accordance with our Governance Principles, proscribes appropriate qualifications for Board members. The committee develops and recommends to the Board the Governance Principles applicable to the Company and the Board, leads the Board in its annual evaluation of the Board's performance, oversees the assessment of the independence of each director, reviews compliance with stock ownership guidelines and makes recommendations regarding compensation for non-employee directors. Members of the Governance and Nominating Committee are responsible for screening director candidates, but may solicit advice from our Chief Executive Officer and other members of the Board. The Governance and Nominating Committee has the authority to retain legal, accounting or other advisors, and has sole authority to approve the fees and other terms and conditions associated with retaining any such external advisors. The charter of the Governance and Nominating Committee requires that each member meet the independence requirements of the NYSE, and any other legal and regulatory requirements.</p>
--	--

(1) Mr. Bergstein will not stand for reelection to the Board of Directors at the Annual Meeting of Stockholders.

DIRECTOR COMPENSATION

COMPENSATION OF INDEPENDENT DIRECTORS

The Board of Directors believes that competitive compensation arrangements are necessary to attract and retain qualified independent directors. On July 22, 2015, after conducting a year-long market review with respect to other leading companies of similar size to the Company, under the supervision of the Governance and Nominating Committee, and upon recommendation of the Company's independent compensation consultant, the Board approved changes to the compensation arrangements for the independent directors of the Company. The Board also eliminated meeting fees with respect to meetings of the Board and its committees in favor of annual retainers, which the Board believes is consistent with market practice. These are the first changes made to the overall compensation program for the Board's independent directors since 2007.

The Company now provides each independent director an annual cash retainer of \$100,000 and an annual restricted stock award with a grant date value of \$150,000. The Board set annual retainers for the Audit, Compensation, and Nominating and Governance committee chairs at \$35,000, \$35,000 and \$25,000, respectively. The Board also approved fixed annual retainers for service on the Audit, Compensation and Nominating and Governance committees of \$15,000, \$15,000, and \$10,000, respectively. The Board also set the annual retainer for the Independent Lead Director at \$50,000. These retainers will be paid 50% in cash and 50% in restricted stock.

DIRECTOR STOCK OWNERSHIP GUIDELINES

We have a stringent stock retention policy that further aligns our Board of Directors' interests with our stockholders. Also, on July 22, 2015, the Board approved modifications to the Company's stock ownership guideline for its independent directors. These modifications were the result of a market review, conducted at the same time as the review of independent director compensation, with respect to other leading companies of similar size to the Company, under the supervision of the Governance and Nominating Committee and upon recommendation of the Company's independent compensation consultant. The Company has determined that it is advisable for its independent directors to retain a fixed dollar amount of Company common stock as opposed to a fixed number of common shares. The stock ownership guideline for each of the Company's independent directors is now \$850,000 worth of common stock of the Company (or the equivalent amount of limited partnership units of the Operating Partnership) owned not later than six years after the date he or she is elected to the Board. The prior guideline was ownership of not less than 3,000 shares of our common stock or units of the Operating Partnership within two years after he or she was initially elected to the Board and not less than 5,000 shares of our common stock within three years from such date.

As of March 14, 2016, all of the Board's current independent directors, other than Mr. Rodkin, comply with the new guideline. New independent directors, like Mr. Rodkin and Ms. Aeppel, will have up to six years from the date of their initial election to the Board to comply with the stock ownership guideline.

Any director who is prohibited by law or by applicable regulation of his or her employer from having an ownership interest in our securities will be exempt from this requirement until the restriction is lifted, at which time he or she will have the following six-year period to comply with the ownership guidelines. Stock options and unvested shares of restricted stock do not count toward these goals. The Company may grant exceptions on a case by case basis.

Like the old guidelines, the new guidelines require independent directors to hold vested restricted stock awards received as compensation for their service on the Board and its committees, together with all dividends paid on such awards utilized to purchase additional shares of the Company's common stock, in the director account of the Company deferred compensation plan until the director retires, dies or becomes disabled, or otherwise no longer serves as a director.

PROPOSAL 1: Election of Directors

2015 INDEPENDENT DIRECTOR COMPENSATION

The following table sets forth information regarding the compensation we paid to our independent directors for 2015:

NAME (a) ⁽¹⁾	FEES EARNED OR PAID IN CASH (\$) (b)	STOCK AWARDS ⁽²⁾ (\$) (c)	TOTAL (\$) (d)
Melvyn E. Bergstein	105,700	148,785	254,485
Larry C. Glasscock	129,200	171,559	300,759
Karen N. Horn Ph.D.	107,900	153,986	261,886
Allan Hubbard	109,700	148,785	258,485
Reuben S. Leibowitz	123,300	167,333	290,633
Gary M. Rodkin	44,000	124,566	168,566
Daniel C. Smith, Ph.D.	107,700	148,785	256,485
J. Albert Smith, Jr.	125,300	167,333	292,633

- (1) David Simon, Richard S. Sokolov and Herbert Simon, who were also directors during 2015, are not included in this table because they are not independent directors and did not receive any additional compensation for their service as directors. In 2015, Herbert Simon received \$100,000 in employment compensation for his service as our Chairman Emeritus. The compensation received by David Simon and Richard Sokolov is shown in the Summary Compensation Table in this Proxy Statement.
- (2) Represents the ASC 718 grant date fair value of the restricted stock awards to the directors. Restricted stock awards granted to directors must be held in the director deferred compensation account and dividends on the restricted shares must be reinvested in additional shares of common stock which also must be held in the director deferred compensation account. One of our directors elected to defer their cash compensation and reinvest it in common stock beginning in the first quarter of 2015. These shares are the only other assets in the director deferred compensation account.

The following table sets forth the aggregate number of shares of our restricted common stock held by each independent director as of December 31, 2015.

NAME OF INDEPENDENT DIRECTOR	NUMBER OF SHARES OF RESTRICTED STOCK ⁽¹⁾
Melvyn E. Bergstein	12,345
Larry C. Glasscock	4,294
Karen N. Horn, Ph.D.	11,245
Allan Hubbard	5,587
Reuben S. Leibowitz	9,610
Gary M. Rodkin	683
Daniel C. Smith, Ph.D.	5,587
J. Albert Smith, Jr.	14,796

- (1) The amounts shown above include the restricted shares granted under our independent director compensation program, as described in this Proposal. The amounts shown above do not include shares acquired from the reinvestment of dividends which is required, as explained in footnote (2) of the previous table, and do not include other shares owned by independent directors. See, Ownership of Equity Securities of the Company by Directors and Executive Officers on page 17.

OWNERSHIP OF EQUITY SECURITIES OF THE COMPANY

DIRECTORS AND EXECUTIVE OFFICERS

As of March 14, 2016, the existing directors, director nominees and executive officers identified below:

- Owned beneficially the indicated number and percentage of common shares and Class B common stock treated as a single class; and
- Owned beneficially the indicated number and percentage of units which are exchangeable for common shares on a one-for-one basis or cash, as determined by the Company. The number of units includes earned and fully vested performance-based LTIP units which are convertible at the option of the holder into units on a one-for-one basis.

Unless otherwise indicated in the footnotes to the table, shares or units are owned directly and the indicated person has sole voting and investment power.

NAME	SHARES AND UNITS BENEFICIALLY OWNED		UNITS BENEFICIALLY OWNED		ADDITIONAL INFORMATION
	NUMBER ⁽¹⁾	PERCENT ⁽³⁾	NUMBER	PERCENT ⁽⁴⁾	
David Simon	26,973,313	8.06%	25,440,966	7.03%	Includes common shares, shares of Class B common stock and units beneficially owned by the MSA group. See "PRINCIPAL STOCKHOLDERS."
Glyn F. Aeppel	—	—	—	—	
Melvyn E. Bergstein	25,508	*	—	—	
Larry C. Glasscock	8,365	*	—	—	
Karen N. Horn, Ph.D.	14,881	*	—	—	
Allan Hubbard	8,673	*	—	—	
Reuben S. Leibowitz	32,868	*	—	—	Does not include 6,000 shares of common stock held by charitable foundations of which Mr. Leibowitz is an officer or trustee. Mr. Leibowitz disclaims beneficial ownership of these shares.
Gary M. Rodkin	693	*	—	—	
Daniel C. Smith, Ph.D.	8,314	*	—	—	
J. Albert Smith, Jr.	35,953	*	—	—	
Herbert Simon	26,973,313	8.06%	25,440,966	7.03%	Includes common shares, shares of Class B common stock and units beneficially owned by the MSA group. See "PRINCIPAL STOCKHOLDERS."
Richard S. Sokolov	686,893	*	342,487	*	
James M. Barkley	331,360	*	240,075	*	
Andrew A. Juster	111,692	*	97,504	*	
David J. Contis	57,762	*	31,599	—	
All Directors and executive officers as a group (18 people)	28,534,812	8.50%	26,324,328	7.28%	Does not include 4,172,426 units beneficially owned by or for the benefit of Simon family members as to which members of the MSA group do not have voting or dispositive power.

* Less than one percent

- Includes the following common shares that may be issued upon exchange of units (including vested LTIP units) held by the following persons on March 14, 2016: David Simon, Herbert Simon and other members of the MSA group (as defined in the Principal Stockholders table on page 18—25,440,966; Richard S. Sokolov—342,487; James M. Barkley—240,075; Andrew A. Juster—97,504; David J. Contis—31,599; and all directors and executive officers as a group—26,324,328. Units are exchangeable either for common shares (on a one-for-one basis) or for cash.
- Includes the following restricted shares which are subject to vesting requirements: Melvyn E. Bergstein—810; Larry C. Glasscock—934; Karen N. Horn, Ph.D.—838; Allan Hubbard—810; Reuben S. Leibowitz—911; Gary M. Rodkin—683; Daniel C. Smith, Ph.D.—810; J. Albert Smith, Jr.—911; David J. Contis—1,654; and all directors and executive officers as a group—10,481. Includes shares acquired through the reinvestment of dividends on common shares held in the Director Deferred Compensation Plan.
- At March 14, 2016, there were 309,408,836 shares of common stock and 8,000 shares of Class B common stock outstanding. Upon the occurrence of certain events, shares of Class B common stock convert automatically into common shares (on a one-for-one basis). These percentages assume the exchange of units for common shares only by the applicable beneficial owner.
- At March 14, 2016, Simon Property Group, L.P. had 361,712,755 units outstanding, of which we owned, directly or indirectly, 309,416,836 or 85.5%. These percentages assume that no units held by limited partners are exchanged for common shares. The number of units shown does not include any unvested LTIP units awarded under a long-term incentive performance program as described in the COMPENSATION DISCUSSION AND ANALYSIS section included in this Proxy Statement because the unvested LTIP units are subject to performance and/or time-based vesting requirements.

PROPOSAL 1: Election of Directors

OWNERSHIP OF EQUITY SECURITIES OF THE COMPANY

PRINCIPAL STOCKHOLDERS

The following table sets forth certain information concerning each person (including any group) known to us to beneficially own more than five percent (5%) of any class of our voting securities as of March 14, 2016. Unless otherwise indicated in the footnotes, shares are owned directly and the indicated person has sole voting and investment power.

NAME AND ADDRESS	SHARES ⁽¹⁾	
	NUMBER OF SHARES	%
The Vanguard Group ⁽²⁾ 100 Vanguard Boulevard Malvern, PA 19355	41,471,502	13.40% ⁽³⁾
BlackRock, Inc. ⁽⁴⁾ 55 East 52nd Street New York, NY 10055	27,525,618	8.90% ⁽³⁾
Melvin Simon & Associates, Inc., et al. ⁽⁵⁾ 225 West Washington Street Indianapolis, IN 46204	26,973,313 ⁽⁶⁾	8.06% ⁽⁷⁾
Cohen & Steers, Inc., et al. ⁽⁸⁾ 280 Park Avenue 10 th Floor New York, NY 10017	18,491,275	5.91% ⁽³⁾
State Street Corporation and Subsidiaries ⁽⁹⁾ State Street Financial Center One Lincoln Street Boston, MA 02111	17,870,026	5.78% ⁽³⁾

- (1) Voting shares include shares of common stock and Class B common stock. Upon the occurrence of certain events, Class B common stock converts automatically into shares of our common stock (on a one-for-one basis). The amounts in the table also include shares of common stock that may be issued upon the exchange of units of limited partnership interest, or units, of Simon Property Group, L.P., or the Operating Partnership, that are exchangeable either for shares of common stock (on a one-for-one basis) or for cash, as determined by the Company.
- (2) Based solely on information provided by The Vanguard Group and Vanguard Specialized Funds—Vanguard REIT Index Fund in two Schedule 13G/AS filed with the Securities and Exchange Commission on February 11, 2016 and February 9, 2016, respectively. The Vanguard Group has the sole power to vote 1,043,669 shares of common stock and dispose of 40,598,334 shares, including 22,278,419 shares reported by Vanguard REIT Index Fund, and shared power to dispose of 873,168 shares.
- (3) Based on the assumption that the principal shareowner continued to own the number of shares reflected in the table above on March 14, 2016.
- (4) Based solely on information provided by BlackRock, Inc. in a Schedule 13G/A filed with the Securities and Exchange Commission on January 27, 2016.
- (5) This group, or the MSA group, consists of Melvin Simon & Associates, Inc., David Simon, Herbert Simon, two voting trusts, and other entities and trusts controlled by or for the benefit of MSA, David Simon or Herbert Simon. David Simon is an executive officer and director and Herbert Simon is one of our directors. MSA is owned 30.94% by a trust for the benefit of Herbert Simon, 3.04% by a trust for the benefit of David Simon, and by certain other stockholders. A total of 890,120 common shares included in the amount reported for the group and 8,000 shares of Class B common stock are subject to the two voting trusts as to which David Simon and Herbert Simon are the voting trustees.
- (6) Includes 1,524,347 common shares currently outstanding; 25,440,966 common shares issuable upon exchange of units; and 8,000 shares of Class B common stock. Does not include 4,172,426 units that are held by or for the benefit of Simon family members as to which MSA, David Simon or Herbert Simon do not have voting or dispositive power.
- (7) Assumes the exchange of units by the subject holder only.
- (8) Based solely on information provided by Cohen & Steers, Inc., Cohen & Steers Capital Management, Inc., Cohen & Steers UK Limited in a Schedule 13G/A filed with the Securities and Exchange Commission on February 16, 2016. Cohen & Steers, Inc. has the sole power to vote 10,063,568 shares of common stock and to dispose of 18,491,275 shares; Cohen & Steers Capital Management, Inc. has the sole power to vote 9,952,886 shares of common stock and to dispose of 18,284,230 shares; and Cohen & Steers UK Limited has the sole power to vote 110,682 shares of common stock and to dispose of 207,045 shares.
- (9) Based solely on information provided by State Street Corporation in a Schedule 13G/A filed with the Securities and Exchange Commission on February 16, 2016.

PROPOSAL 2: Advisory Vote to Approve Executive Compensation

Our executive compensation program is designed to facilitate long-term stockholder value creation. Our focus on pay-for-performance and on corporate governance ensures alignment with the interests of the Company's stockholders.

We are asking for stockholder approval, on an advisory or non-binding basis, of the compensation of our Named Executive Officers, or "NEOs", as disclosed in this Proxy Statement pursuant to Section 14A of the Exchange Act, commonly known as a "Say-on-Pay" vote. This vote is not intended to address any specific item of compensation, but rather the overall compensation of our NEOs and the compensation policies and practices described in this Proxy Statement. For information on our NEOs, please refer to the Company's 2015 10-K, Part III, Item 10—Directors, Executive Officers and Corporate Governance.

We will evaluate whether any actions are necessary to address significant concerns as a result of this advisory vote. We currently conduct annual advisory votes on executive compensation, and we expect to conduct the next advisory vote at our 2017 Annual Meeting of Stockholders.

For the reasons discussed above and in this Proxy Statement under the headings "Compensation Discussion and Analysis" and "Executive Compensation," the Board intends to introduce the following resolution at the annual meeting:

"RESOLVED, that the compensation of the named executive officers of the Company, as disclosed in this Proxy Statement under the headings 'Compensation Discussion and Analysis' and 'Executive Compensation,' including the compensation tables and their accompanying narrative discussion, is approved."

The Board of Directors Unanimously Recommends that Stockholders Vote FOR the approval of our Executive Compensation.

COMPENSATION COMMITTEE REPORT

At our 2015 annual meeting, over 96% of the shares voting approved our advisory Say-on-Pay vote. The Compensation Committee believes that this support demonstrates a strong alignment between our stockholders, our performance, and our executive compensation program.

The Committee held four meetings during 2015. The meetings were designed, among other things, to facilitate and encourage free and frank discussion among Committee members, executive management, the Committee's compensation consultant and other Company personnel involved in executive compensation matters.

The Committee reviewed and discussed with management the COMPENSATION DISCUSSION AND ANALYSIS section included in this Proxy Statement. Based on its review and these discussions with management, the Committee recommended to the Board of Directors that it be incorporated by reference into the Company's Annual Report on Form 10-K for the fiscal year ended December 31, 2015, and included in the Proxy Statement for the 2016 Annual Meeting of Stockholders. The Committee remains committed to ongoing engagement and dialogue with our stockholders in the future.

The Compensation Committee:

Reuben S. Leibowitz, Chairman
Allan Hubbard
Daniel C. Smith, Ph.D.
J. Albert Smith

April 1, 2016

COMPENSATION DISCUSSION AND ANALYSIS

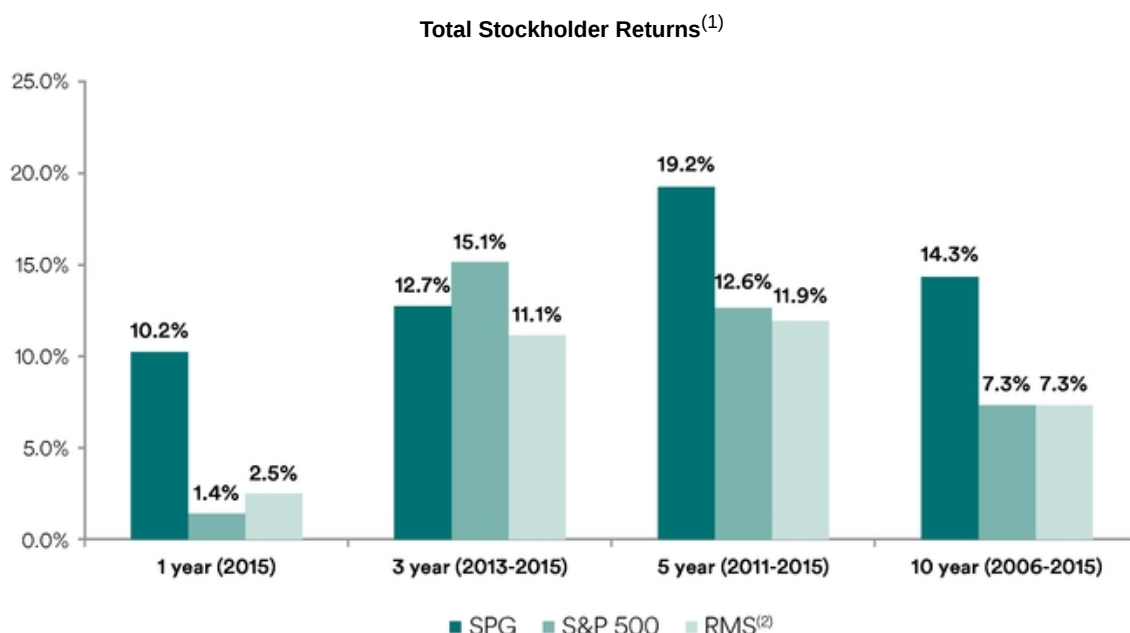
EXECUTIVE SUMMARY

We continue to have strong alignment between our executive compensation and the interests of our stockholders. 2015 was an exceptional year for our Company.

- The Company delivered a total return to stockholders of 10.2% in 2015, outpacing the MSCI U.S. REIT Index (RMS) return of 2.5% and the S&P 500 Index return of 1.4%. The Company has outperformed the S&P 500 13 times in the last 15 years.
- Funds from operations ("FFO") increased to a record \$3.6 billion, or \$9.86 per share, and grew 10.8% per share compared to 2014. Please refer to the FFO graph on the following page.
- We also increased our dividend by 17.5% over 2014 to a total of \$6.05 per common share. Our U.S. Malls and Premium Outlets once again delivered strong financial and operational results:
 - o Occupancy ended the year at 96.1%;
 - o The releasing spread for the rolling 12 months of \$10.62 per square foot; rent for spaces leased in 2015 was 18.0% higher than prior rent paid for the same spaces; and
 - o As a result of the strong performance of our properties, comparable property net operating income ("NOI") grew 3.7% for our U.S. Malls, Premium Outlets and The Mills.
- At the end of 2015, we had redevelopment and expansion projects underway at 27 properties in the U.S. at a cost of approximately \$1.5 billion.

The Compensation Committee believes our underlying compensation programs are designed responsibly and effectively to incent strong performance over the long-term and serve our stockholders' interests. The Compensation Committee will continue to consider stockholder feedback in its ongoing review of our executive compensation program.

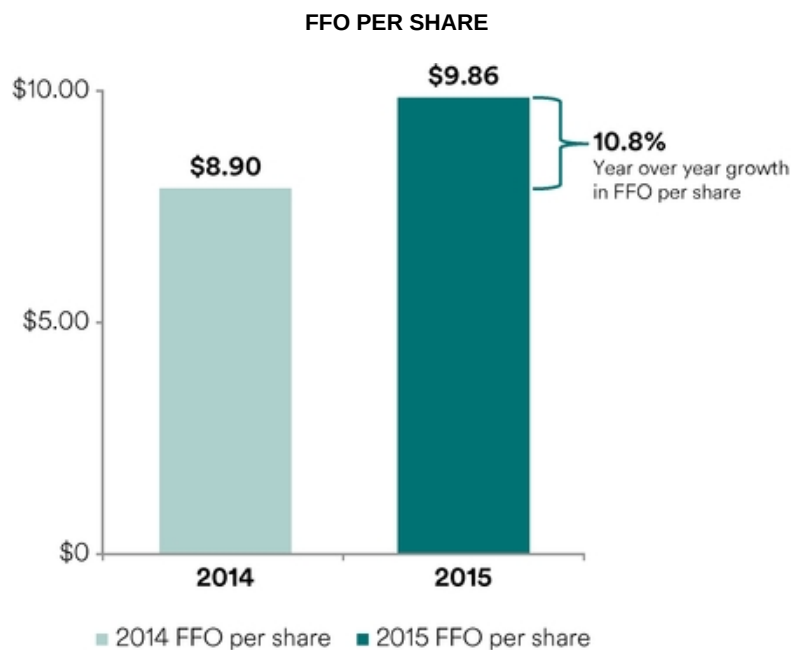
For example, even with positive absolute TSR and strong relative performance, the number of units earned in our 2013-2015 LTIP program was below the target opportunity as we did not outperform the S&P 500 index performance measure. Our use of absolute and relative TSR metrics over a three-year performance period, along with the stringent goals, continues to be a significant way to incent the performance of our executives. Please refer to the TSR graph below.



(1) Total stockholder returns include reinvestment of all dividends on the ex-dividend date, including the spin-off distribution of Washington Prime Group, Inc., now known as WP Glimcher ("WPG") in 2014.

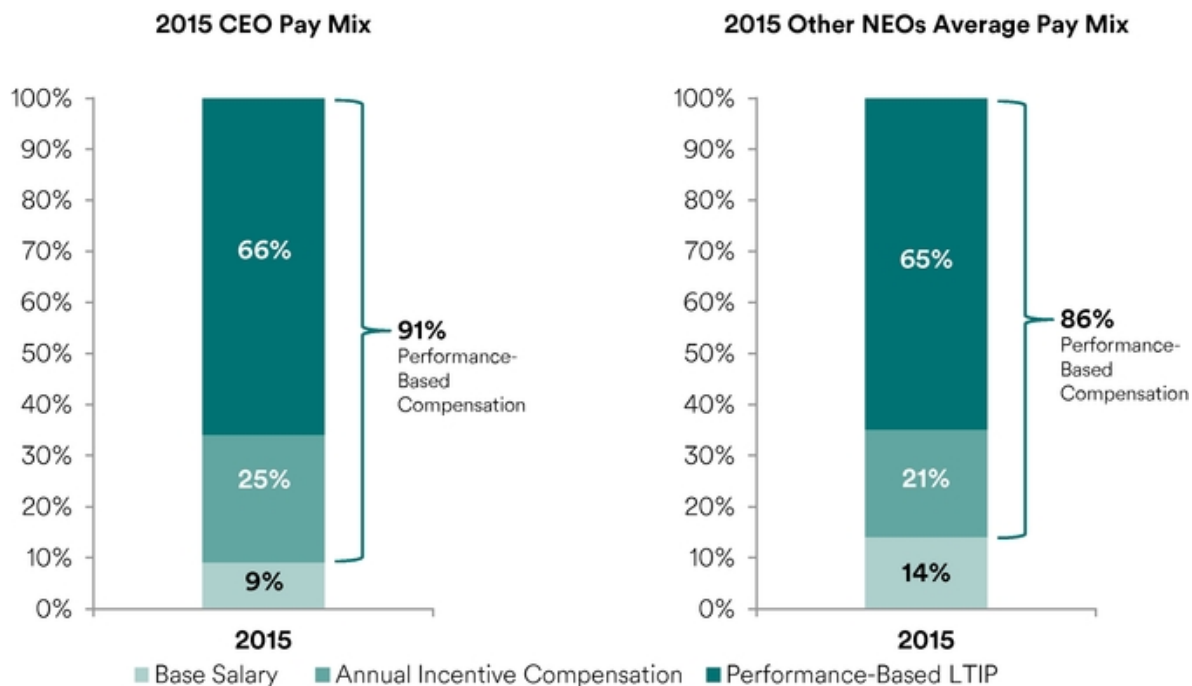
(2) RMS is the MSCI U.S. REIT Index.

The graph above shows the compound annual return of our common stock (SPG) versus two key benchmarks—the S&P 500 Index and RMS.



ALIGNMENT OF PAY WITH PERFORMANCE

Executive Compensation Mix. The Committee designs our NEO compensation program to provide pay outcomes which are aligned with and react to our operating, financial and market performance in both good and challenging times. A significant majority of our NEO compensation is "at-risk" in the form of variable pay (annual and long-term incentives) to emphasize our commitment to rewarding excellent performance and penalizing poor performance. In 2015, performance-based components comprised 91% of our CEO's 2015 compensation and 86% of our NEOs' Average Pay Mix. See the chart below.



COMPENSATION DISCUSSION AND ANALYSIS

Annual Cash Incentive Compensation is paid subject to achievement of our annual financial and operating goals, as well as an assessment of the executives' performance against individual and company performance goals. The 2015 Annual Incentive Compensation awards made to our NEOs reflect our continued positive performance in 2015. For 2015, our CEO's Annual Cash Incentive compensation remained consistent with the 2014 payout of \$3,500,000. Mr. Contis received an increase in his Annual Cash Incentive compensation for his outstanding performance in 2015, from \$500,000 in 2014 to \$1,250,000. For our other NEOs, the Annual Cash Incentive Compensation declined as compared to 2014.

For more information on our Annual Cash Incentive Compensation, see page 24.

Performance-Based LTIP Awards are granted to NEOs based on three-year TSR performance on both an absolute basis and relative to the S&P 500 Index and MSCI U.S. REIT Index (RMS). Earned LTIP awards have a two-year post-performance service vesting requirement. The 2013-2015 LTIP program resulted in below-target payouts as our three-year TSR did not meet the required performance measure for one component of our LTIP program. For more information on our performance-based LTIP program see page 25.

OBJECTIVES OF OUR EXECUTIVE COMPENSATION PROGRAM

Our executive compensation program is designed to accomplish the following objectives:

- **Retain** a group of highly-experienced executives who have worked together as a team for a long period of time and who make major contributions to our success.
- **Attract** other highly qualified executives to strengthen that team.
- **Motivate** executives to contribute to the achievement of corporate and business unit goals as well as individual goals.
- **Emphasize** equity-based incentives with long-term performance measurement periods and vesting conditions.
- **Align** interests of executives with stockholders by linking payouts to performance measures that promote the creation of long-term stockholder value.

WHAT WE PAY AND WHY: PRINCIPAL ELEMENTS OF COMPENSATION

To accomplish our compensation objectives, we designed our executive compensation program with three major elements—Base Salary, Annual Cash Incentive Compensation, and Performance-Based Long-Term Incentives.

	OBJECTIVES	KEY FEATURES
Base Salary	<ul style="list-style-type: none"> • Provide an appropriate level of fixed compensation that will promote executive recruitment and retention. 	<ul style="list-style-type: none"> • Fixed compensation.
Annual Cash Incentives	<ul style="list-style-type: none"> • Reward achievement of our annual financial and operating goals based on the Compensation Committee's quantitative and qualitative assessment of the executives' contributions to that performance. 	<ul style="list-style-type: none"> • Variable, short-term cash compensation. • Funded upon achievement of threshold FFO level.
Performance-Based Long-Term Incentives	<ul style="list-style-type: none"> • Promote the creation of long-term stockholder value. • Align the interests of our executives with the interests of our stockholders. • Promote the retention of our executives through multi-year service vesting requirements after they are earned. 	<ul style="list-style-type: none"> • Allocated based on objective and subjective evaluation of Company, business unit, and individual performance. • Variable, performance-based long-term equity compensation. • Amount is earned over a three-year Performance Period based on: <ul style="list-style-type: none"> – Absolute TSR (weighted 20%); – Relative TSR <ul style="list-style-type: none"> • MSCI U.S. REIT Index (RMS) (weighted 60%); and • TSR Relative to S&P 500 Index (weighted 20%). • Additional two years of service-vesting. • Maximum amount that may be earned is 100% of the target amount of performance-based LTIP units awarded.

Based on the pay outcomes relative to performance and the Compensation Committee's assessment of the overall design of our compensation programs, including changes we made to our compensation practices in previous years, the Compensation Committee believes that our executive officers' pay is well-aligned with our stockholders' interests.

The Compensation Committee monitors the effectiveness of our compensation program on an ongoing basis. For these plans to be effective, we believe it is necessary for our compensation to be competitive with other real estate companies and also with other large public and private enterprises with which we compete for executive talent. The Compensation Committee will continue to study and, where appropriate, implement improvements to our compensation practices.

ROLE OF MANAGEMENT IN COMPENSATION DECISIONS

Our Chief Executive Officer provides recommendations to the Compensation Committee on the compensation of each of the other NEOs. The Chief Executive Officer develops recommendations using third-party data, assessments of executives' individual performance and achievement of the Company's strategic and tactical plans, and input from our human resources department on various factors (e.g., compensation history, tenure, responsibilities, market data for competitive positions and retention concerns). The Compensation Committee considers our Chief Executive Officer's recommendations together with the input of our independent compensation consultant; however, all final compensation decisions affecting executive officer pay are made by the Compensation Committee itself. Additionally, all aspects of the Chief Executive Officer's compensation and resulting compensation decisions are determined by the Compensation Committee.

COMPANY PEER GROUP AND COMPENSATION ASSESSMENT

The Compensation Committee uses an industry peer group as a source of data for assessing and determining pay levels for our executive officers. The peer group is reviewed annually by our independent compensation consultant. Developing a relevant peer group is challenging for the Company because there are no retail REITs of comparable size, complexity and breadth. Non-retail REITs are not always directly comparable to us because of the different underlying business fundamentals. Therefore, we do not explicitly set target pay opportunities or actual pay to a specific positioning against these companies; rather, this peer group is intended to provide the Compensation Committee, with insight into overall market pay levels, market trends, "best" governance practices, and overall industry performance. We confirmed the use of this peer group by considering the methodology used by Institutional Shareholder Services, or "ISS."

The peer group is comprised of the 16 largest companies in the Real Estate industry by Market Capitalization with some restrictions to maintain a balanced mix. Specifically, the group includes:

- The six largest (by market capitalization) retail REIT companies;
- The six largest (by market capitalization) non-retail REITs (excluding all retail REITs); and
- The four largest companies from the broader Real Estate Industry.

COMPENSATION DISCUSSION AND ANALYSIS

The compensation peer group used for evaluating 2015 compensation decisions consisted of the companies in the Real Estate industry set forth below. The companies included in the 2015 compensation peer group were:

2015 PEER GROUP

(In \$MMs unless otherwise noted)

PEER COMPANY	MARKET		COMPANY TYPE
	CAPITALIZATION (12/31/15)	ASSETS (12/31/15)	
Public Storage (NYSE:PSA)	\$ 42,833	\$ 9,778	Specialized REITs
American Tower Corp. (NYSE:AMT)	\$ 41,096	\$ 26,904	Specialized REITs
Equity Residential (NYSE:EQR)	\$ 29,760	\$ 23,157	Residential REITs
Crown Castle International Corp. (NYSE:CCI)	\$ 28,855	\$ 22,036	Specialized REITs
Welltower, Inc. (NYSE:HCN)	\$ 24,136	\$ 29,024	Health Care REITs
General Growth Properties, Inc. (NYSE:GGP)	\$ 24,010	\$ 24,074	Retail REITs
Prologis, Inc. (NYSE:PLD)	\$ 22,512	\$ 31,395	Industrial REITs
Realty Income Corp. (NYSE:O)	\$ 12,929	\$ 11,866	Retail REITs
Macerich Co. (NYSE:MAC)	\$ 12,459	\$ 11,259	Retail REITs
CBRE Group, Inc. (NYSE:CBG)	\$ 11,558	\$ 11,018	Real Estate Services
Kimco Realty Corp. (NYSE:KIM)	\$ 10,939	\$ 11,344	Retail REITs
Federal Realty Investment Trust (NYSE:FRT)	\$ 10,153	\$ 4,912	Retail REITs
Jones Lang LaSalle, Inc. (NYSE:JLL)	\$ 7,202	\$ 6,205	Real Estate Services
DDR Corp. (NYSE:DDR)	\$ 6,136	\$ 9,097	Retail REITs
Realogy Holdings Corp. (NYSE:RLGY)	\$ 5,381	\$ 7,531	Real Estate Services
The Howard Hughes Corp. (NYSE:HHC)	\$ 4,494	\$ 6,029	Real Estate Development
Simon Property Group	\$ 70,321	\$ 30,651	Retail REITs

COMPENSATION IN 2015

The Compensation Committee made decisions impacting the compensation paid to our NEOs as reported in the 2015 Summary Compensation Table. These include: base salaries, Annual Cash Incentive Compensation for 2015 performance, and long-term equity incentive opportunities in the form of performance-based LTIP unit awards.

In making decisions for 2015, the Compensation Committee took into account each NEO's individual performance goals and objectives for our Annual Cash Incentive Compensation program and its assessment of the executives' contributions to the performance of the Company. In particular, the Compensation Committee considered the Company's performance and achievements as discussed in the "Executive Summary" section of the COMPENSATION DISCUSSION AND ANALYSIS.

2015 BASE SALARIES

During 2015, we maintained 2014 base salary levels for all but one of our NEOs to emphasize variable performance-based incentive pay. The Compensation Committee periodically reviews base salaries for the executive officers and makes adjustments to reflect market conditions, changes in responsibilities, and merit increases.

2015 ANNUAL CASH INCENTIVE COMPENSATION

The Compensation Committee rewards executives with Annual Cash Incentive Compensation for achieving the Company's financial and operating plan as well as an assessment of each individual executive officer's contributions to those achievements. Payouts under our Annual Cash Incentive Compensation program are the result of both the Company and the individuals reaching established performance targets. The Compensation Committee follows a 2-step process to determine what awards will be paid under the Annual Cash Incentive Compensation program each year:

1. The Company must deliver certain FFO performance during the year before any payments may be made under the plan. If threshold performance is not achieved, no payments are made. For 2015, reported FFO of \$9.86 per share exceeded the threshold FFO performance of \$9.45 per share. Therefore, the Compensation Committee moved to step two in this process.
2. Each individual's performance is assessed by the Chief Executive Officer and the Compensation Committee against defined goals and objectives which are evaluated at the beginning of each year. The assessment delivers a total score for each individual. Each individual's total score then determines the portion of their target Annual Incentive Compensation that has been earned.

A summary of the Named Executive Officers' 2015 key performance objectives along with their 2015 Annual Cash Incentive Compensation payments may be found in the table below.

NAMED EXECUTIVE OFFICER	2015 KEY INDIVIDUAL GOALS AND PERFORMANCE	2015 ANNUAL CASH INCENTIVE COMPENSATION AWARD
David Simon	<ul style="list-style-type: none"> • Comparable NOI growth goal met in all platforms (Combined NOI of 3.7%). • Reported FFO of \$9.86 per share. • Acquired The Mills at Jersey Gardens and University Park Village for \$1.09 billion. • Formed two strategic joint ventures; one with the Hudson's Bay Company and the other with Seritage Growth Properties. 	\$3,500,000
Richard S. Sokolov	<ul style="list-style-type: none"> • Completed several successful openings, expansions, transformations and renovations. • Comparable NOI growth goal met in all platforms (Combined NOI of 3.7%). • Disposed of non-core assets including two malls and one community center. 	\$1,250,000
James M. Barkley	<ul style="list-style-type: none"> • New projects initiated, including Brickell City Centre and The Shops at Clearfork. • Successfully completed new mortgage and loan transactions and senior debt issuances. • Successfully achieved an underwriting profit in the Risk Management group. 	\$800,000
Andrew A. Juster	<ul style="list-style-type: none"> • Successfully completed the joint venture formations with Hudson's Bay Company and Seritage Growth Properties and related acquisitions. • Executed two senior notes offerings comprising \$1.9 billion. • Redeemed four series of senior notes comprising \$1.7 billion. • Successfully completed \$4.3 billion of secured financings. 	\$650,000
David J. Contis	<ul style="list-style-type: none"> • Maintained stable outlook and existing ratings from various agencies. • Exceeded EBITDA growth budget. • Reduced operating costs by over \$26 million and improved margins. • Completed several successful openings, expansions, transformations, and renovations. 	\$1,250,000

We pay Annual Cash Incentive Compensation to executive officers in the first calendar quarter of the following year so the Compensation Committee has sufficient time to assess our financial performance and the executives' contributions for the preceding year.

Pursuant to David Simon's employment agreement, his target Annual Cash Incentive Compensation is 200% of his base salary. However, the Compensation Committee will determine his actual Annual Incentive Compensation, which may be more or less than target, based on his and the Company's performance.

PERFORMANCE-BASED LTIP AWARDS

The Compensation Committee believes the performance-based LTIP program design reflects our pay-for-performance philosophy and high expectations:

- Performance requirements are rigorous, promoting long-term creation of stockholder value. For example, performance that only matches the MSCI U.S. REIT Index (RMS) or the S&P 500 Index will pay out at 33% of target and performance that lags the indices by more than 1% or 2%, respectively, will not result in any LTIP units being earned.
- The Compensation Committee is responsible for setting performance targets each year, and expects to continue to establish challenging targets that require excellent long-term TSR performance in order to earn long-term incentive payouts.
- The three-year performance period and an additional two-year vesting period ensures longer term alignment with stockholders' interests. Earned LTIP units will vest on January 1 of the second and third years following the end of the performance period, with 50% vesting each year if the participant is still a Company employee through those dates.

The Compensation Committee believes that as the responsibilities of our executives increase, the proportion of their total compensation that is at risk and dependent on our performance should also increase. The 1998 Plan authorizes a variety of awards, including stock options, restricted stock and LTIP units which represent interests in the Operating Partnership and are subject to performance conditions and/or time-based vesting requirements. Since 2010, the Compensation Committee has awarded performance-based LTIP units to the NEOs. These awards require achievement of objective performance measures over three years and vest equally in two annual installments, subject to the executive maintaining employment with the Company.

LTIP units are a type of limited partnership interest issued by the Operating Partnership. Under the performance-based LTIP program, LTIP awards can be earned, in whole or in part, if our total stockholder return, or TSR (representing the difference between a baseline value and valuation date based on price appreciation of our common stock plus cumulative dividends we pay on

COMPENSATION DISCUSSION AND ANALYSIS

our common stock without reinvestment or compounding), exceeds the relative and absolute performance targets set by the Compensation Committee for the relevant performance period.

Because of the multiple-year performance timeframe, the Compensation Committee does not consider these awards as 2015 compensation, but rather views them as "at-risk" compensation subject to performance and vesting conditions that must be met in order for the executive to realize any value from the awards. However, the rules of the Securities and Exchange Commission require us to include all LTIP units granted in 2015 as 2015 compensation in the Summary Compensation Table.

The number of performance-based LTIP awards earned is determined by the Compensation Committee at the end of the performance period using payout matrices (with linear interpolation between the specified payout percentages).

LTIP PAYOUT MATRICES

ABSOLUTE TSR WEIGHT 20%		RELATIVE TSR			
		VS. MSCI REIT INDEX WEIGHT 60%		VS. S&P 500 INDEX WEIGHT 20%	
PERFORMANCE	PAYOUT % OF TARGET	PERFORMANCE	PAYOUT % OF TARGET	PERFORMANCE	PAYOUT % OF TARGET
£ 20%	0.0%	Index -1%	0.0%	Index -2%	0.0%
24%	33.3%	Index	33.3%	Index	33.3%
27%	50.0%	Index +1%	50.0%	Index +2%	100.0%
30%	66.7%	Index +2%	66.7%	—	—
33%	83.3%	Index +3%	100.0%	—	—
³ 36%	100.0%	—	—	—	—

The LTIP units are designed to qualify as "profits interests" in the Operating Partnership for federal income tax purposes. During the performance period, holders of LTIP units will be allocated taxable profits and losses equal to one-tenth of the amounts allocated to a unit and will receive distributions equal to one-tenth of the amount of regular quarterly distributions paid on a unit, but will not receive any special distributions. As a general matter, the profits interest characteristics of the LTIP units mean that initially they will not be economically equivalent in value at the time of award to the economic value of a unit. The value of the LTIP units can increase over time until the value of the LTIP units is equivalent to the value of the units on a one-for-one basis.

After the end of the performance period, to the extent that the required performance has been achieved, holders of earned LTIP awards, both vested and unvested, will be entitled to receive distributions in an amount per LTIP award equal to the distributions, both regular and special, payable on a unit. Vested LTIP units are exchangeable for shares of the Company's common stock on a one-for-one basis, or cash as selected by the Company.

ACHIEVEMENT OF 2013-2015 PERFORMANCE-BASED LTIP AWARDS

The Compensation Committee instructed our independent registered public accounting firm, Ernst & Young LLP, to perform certain agreed upon procedures to corroborate the extent to which the performance measures established for the three-year Series 2013 LTIP program had been achieved. In March 2016, the Compensation Committee used that analysis to determine that performance during the three-year performance period ending December 31, 2015 resulted in the payouts as shown in the table below.

**2013-2015 PERFORMANCE-BASED LTIP
ACTUAL PERFORMANCE RESULTS**

COMPONENT	WEIGHTING ⁽¹⁾	PERFORMANCE REQUIRED TO EARN MAXIMUM	ACTUAL PERFORMANCE	% EARNED
Absolute TSR	20%	>36%	40.1%	100%
Relative TSR vs. MSCI U.S. REIT Index (RMS)	60%	3 percentage points over the Index	Index +5%	100%
Relative TSR vs. S&P 500 Index	20%	2 percentage points over the Index	Index -13%	0%

(1) The weighting reflects the percentage allocated to the total dollar amount of total awards for LTIP participants. The actual number of Target LTIP Units for each component is determined by applying the results of Deloitte's Monte Carlo analysis to the dollar value of the awards for each performance component. This may result in a percentage of earned LTIP unit awards that is different from the grant date fair value weighting percentages.

The LTIP units earned during the 2013-2015 Performance Period are shown in the table below and will vest in equal portions on January 1, 2017 and January 1, 2018. The recipient must maintain continuous service through each vesting date, except for termination of service resulting from death or disability or, in the Compensation Committee's sole discretion, upon retirement. In addition, all of our NEOs (including our CEO) are subject to certain stock retention requirements.

The Compensation Committee determined the Achievement of the Performance Conditions for the 2013-2015 Performance-Based LTIP awards in the following amounts for our Named Executive Officers, subject to further vesting requirements:

2013-2015 PERFORMANCE-BASED LTIP PAYOUT RESULTS

PERFORMANCE METRICS:	Absolute TSR (20%)		Relative TSR vs. MSCI U.S. REIT Index (RMS) (60%)		Relative TSR vs. S&P 500 Index (20%)		TOTAL TARGET LTIP UNITS	TOTAL EARNED LTIP UNITS ⁽¹⁾
	TARGET UNITS	EARNED UNITS (100%)	TARGET UNITS	EARNED UNITS (100%)	TARGET UNITS	EARNED UNITS (0%)		
EXECUTIVE								
David Simon	44,692	44,692	143,362	143,362	38,895	0	226,949	188,054
Richard S. Sokolov	21,402	21,402	68,653	68,653	18,625	0	108,680	90,055
James M. Barkley	15,565	15,565	49,930	49,930	13,546	0	79,041	65,495
Andrew A. Juster	9,728	9,728	31,206	31,206	8,466	0	49,400	40,934
David J. Contis	7,782	7,782	24,965	24,965	6,773	0	39,520	32,747

(1) The weighting reflects the percentage allocated to the total dollar amount of total awards for LTIP participants. The actual number of Target LTIP Units for each component is determined by applying the results of Deloitte's Monte Carlo analysis to the dollar value of the awards for each performance component. This may result in a percentage of earned LTIP unit awards that is different from the grant date fair value weighting percentages.

Pursuant to David Simon's employment agreement, during the term of the agreement, he will continue to participate in annual LTIP programs on the same terms as other senior executives. His original employment agreement stipulated that the grant date fair value of his annual award would be not less than \$12.0 million. In 2013, Mr. Simon voluntarily agreed with us to modify his employment agreement to provide that his annual performance-based LTIP awards will be proportionally reduced when the Company's LTIP awards to other executives made in a calendar year are less than \$35.0 million. As a result, Mr. Simon's 2013-2015, 2014-2016 and 2015-2017 target LTIP awards were less than \$12.0 million because, in each instance, the total value of LTIP units granted to other executives was less than \$35.0 million.

COMPENSATION DISCUSSION AND ANALYSIS

COMPENSATION DECISIONS FOR 2016

In March 2016, the Compensation Committee made decisions related to our NEOs' base salaries and long-term incentive opportunities. At this meeting, the Compensation Committee also approved explicit funding goals under our Annual Cash Incentive Compensation program.

2016 BASE SALARIES

The Compensation Committee has determined that the base salaries for our CEO and all NEOs will be unchanged for 2016.

2016 ANNUAL CASH INCENTIVE COMPENSATION PROGRAM

The 2016 Annual Cash Incentive Compensation Program is substantially similar to the 2015 Annual Cash Incentive Compensation section on page 24.

The 2016 Annual Cash Incentive Compensation program FFO goals were approved early in 2016 and will be disclosed in our 2017 Proxy Statement.

2016-2018 PERFORMANCE-BASED LTIP AWARDS













The Compensation Committee approved performance-based LTIP awards for the 2016-2018 performance cycle for our NEOs as follows in the table below. The number of LTIP units earned under the 2016-2018 LTIP program will depend on our actual TSR performance for the three-year performance period measured against the relative indices mentioned on page 26.

NAMED EXECUTIVE OFFICER	2016-2018 PERFORMANCE-BASED LTIP AWARD OPPORTUNITY ⁽¹⁾
David Simon	\$9,500,000
Richard S. Sokolov	\$3,000,000
James M. Barkley ⁽²⁾	\$0
Andrew A. Juster	\$2,500,000
David J. Contis	\$2,500,000

(1) Amounts shown have not been reduced to reflect the purchase price of \$0.25 per unit.

(2) Mr. Barkley elected not to participate in the 2016-2018 LTIP program because he is contemplating retirement.

STOCKHOLDER/GOVERNANCE FRIENDLY ASPECTS OF OUR CURRENT COMPENSATION PROGRAM

WHAT WE DO	WHAT WE DON'T DO
 Pay for Performance—Annual Cash Incentive Program. Heavy emphasis on performance-based compensation. Annual Cash Incentive compensation is paid only if certain FFO targets are achieved.	 No Annual Grants of Time-Vested Restricted Stock or Options to our NEOs. We amended our stock incentive plan to require that awards of performance units, including LTIP units, must be conditional upon attainment of performance goals, unless stockholders vote to approve non-performance-based units.
 Pay for Performance—LTIP Plan. Our Long-Term Incentive Plan (LTIP) is 100% performance-based and is tied to rigorous absolute (weighted 20%) and relative (weighted 80%) stock price performance goals. <ul style="list-style-type: none"> • A significant majority of our NEO compensation is "at-risk" based on performance. For 2015, 91% of our CEO's pay mix and 86% of our other NEOs pay mix were variable and performance-based. • Our 2011 CEO Retention Agreement is based on FFO performance in addition to service requirements. 	 No Excess Perquisites and No Gross-Ups. No supplemental executive retirement plans, company cars, club memberships or other significant perquisites. We also have never had any arrangements requiring us to gross-up compensation to cover taxes owed by the executives, including excise taxes payable by the executive in connection with a change in control.
 Post-Performance Time-Based Vesting on Earned LTIP Units. LTIP Units are earned based on specific performance criteria, measured over a three-year period. Once earned, executives must remain with the Company to obtain the units over the two-year vesting period.	 Limited Retirement and Health Benefits. The Company has never had a traditional or defined benefit plan.
 Stock Ownership Guidelines. Stock ownership guidelines for our CEO and other NEOs are 6x and 3x base salary, respectively. In addition, the CEO and other NEOs must retain shares until he or she retires, dies, becomes disabled or is no longer our employee. All non-employee Directors must hold common stock while they serve as a Director.	 No Hedging or Pledging of Company Stock. Our NEOs and Directors are prohibited from engaging in any hedging or pledging of Company stock.
 Double Trigger Equity Acceleration Upon a Change in Control. Beginning with 2013 grants and included in our 2011 CEO Retention Agreement. During 2014, we amended earlier equity grants to include similar double trigger provisions.	
 Clawback Policy. Applies in the event of any material restatement of Company's financials beginning in FY2012, whether or not fraud/misconduct is involved.	
 Independent Compensation Consultant. The Compensation Committee has utilized an independent compensation consulting firm, Semler Brossy, since the end of 2011.	
 Compensation Risk Assessments. Conducted annually to ensure the executive compensation program does not encourage excessively risky behaviors.	

OTHER ELEMENTS OF COMPENSATION

Retirement and Health and Welfare Benefits. We have never had a traditional or defined benefit pension plan. We maintain a 401(k) retirement plan in which all salaried employees can participate on the same terms. During 2015, our basic contribution to the 401(k) retirement plan was equal to 1.0% of the participant's base salary and Annual Cash Incentive Compensation which vests 20% after the completion of two years and an additional 20% after each additional year of service until fully vested after six years. We match 100% of the first 3% of the participant's contribution and 50% of the next 2% of the participant's contribution. Our matching contributions are vested when made. Our basic and matching contributions are subject to applicable IRS limits and regulations. The limit for Company contributions for any participant in 2015 was \$13,250. The contributions we made to the 401(k) accounts of the NEOs are shown in the All Other Compensation column of the Summary Compensation Table on page 33. Executive officers also participate in health and welfare benefit plans on the same terms as other salaried employees.

COMPENSATION DISCUSSION AND ANALYSIS

No Gross-Up for Excess Parachute Payments. David Simon and Mr. Sokolov have employment agreements; no other NEOs currently have employment agreements. There are no arrangements requiring us to gross-up compensation to cover taxes owed by the executives, including excise taxes payable by the executive in connection with a change in control.

If David Simon would become subject to the excise tax on certain "excess parachute payments" pursuant to Section 4999 of the Internal Revenue Code, his employment agreement provides that payments which would be subject to the excise tax will be reduced if he retains a greater after-tax amount after such reduction; otherwise, no reduction will be made. The employment agreement does not contain a gross-up for this excise tax.

Deferred Compensation Plan. We maintain a nonqualified deferred compensation plan that permits senior executives, key employees and directors to defer all or part of their compensation, including awards under the 1998 Plan. There is an account for the executives and employees and a separate account for the non-employee directors. Although we have the discretion to contribute a matching amount or make additional incentive contributions, we have never done either. As a result, the amounts disclosed in the Nonqualified Deferred Compensation in 2015 Table on page 35 consist entirely of compensation earned by, but not yet paid to, the executives and any earnings on such deferred compensation. A participant's deferrals are fully vested, except for restricted stock awards that still have vesting requirements. Upon death or disability of the participant, or our insolvency, or a change in control affecting us, a participant becomes 100% vested in his account.

No Stock Option Grants. The Compensation Committee has not granted any stock options to executives or other employees since 2001.

OTHER POLICIES

EQUITY AWARD GRANT PRACTICES

We make equity-based incentive awards in first calendar quarter after financial results for the preceding year have been released.

EXECUTIVE EQUITY OWNERSHIP GUIDELINES

We believe the financial interests of our executives should be aligned with the long-term interests of our stockholders. We also believe that requiring our executives to own a significant number of shares of our common stock, combined with our rigorous stock retention policy, serves as a strong motivator for each executive to be prudent in their operation of the Company. Therefore, in addition to long-term incentives, our Board of Directors has established equity ownership guidelines for key executives, including the NEOs.

The current ownership guidelines require the executives to maintain ownership of our stock or any class of our equity securities or units of the Operating Partnership having a value expressed as a multiple of their base salary for as long as they remain our employees. Our current guidelines for the Chief Executive Officer and other executive officers are as follows:

POSITION	VALUE AS A MULTIPLE OF BASE SALARY
Chief Executive Officer	6.0x
Executive Officers	3.0x
Certain Executive Vice Presidents	3.0x

In addition, these executives are required to retain ownership of a sufficient number of shares received in the form of restricted share awards representing at least 50% of the after-tax value of their awards or 25% of the pre-tax value of such awards. These shares are to be retained by the executive until he or she retires, dies, becomes disabled, or is no longer our employee.

Ownership of any class of our equity securities or units of the Operating Partnership counts toward fulfillment of these guidelines, including securities held directly, securities held indirectly by or for the benefit of immediate family members, shares of restricted stock that have been earned, even if not vested, and shares held following the exercise of stock options. Unexercised stock options do not count toward these goals. Each of our NEOs currently meets or exceeds these guidelines.

CLAWBACKS OF INCENTIVE COMPENSATION

In 2013, the Compensation Committee approved a clawback policy that applies to all of our current and former NEOs in the event of any material restatement of the Company's financial statements beginning in 2012 whether or not fraud or misconduct is involved. The clawback policy applies to cash amounts received through annual or long-term incentive plans, where payouts were based upon the restated financial results.

In addition, David Simon's employment agreement and the post-2010 LTIP program award agreements for all NEOs, including our CEO, provide that in the event of a financial restatement, the Company may recoup the employee's Annual Cash Incentive Compensation and other equity and non-equity compensation tied to the achievement of earnings targets if the compensation would not have been earned as a result of the financial restatement. These provisions will be superseded by any broader recoupment policy that the Company adopts pursuant to expected regulations that are mandated by the Dodd-Frank Wall Street Reform and Consumer Protection Act. Future awards under the 1998 Plan will also include provisions expressly acknowledging the applicability of any such recoupment policy to the award.

HEDGING POLICY AND PLEDGING RESTRICTIONS

Our insider trading policy prohibits employees and directors from hedging the ownership of Company securities. In addition, we do not permit our executive officers to pledge shares.

SECTION 162(m)

Substantially all of the services rendered by our executive officers were performed on behalf of the Operating Partnership. The Internal Revenue Service has issued a series of private letter rulings which indicate that compensation paid by an operating partnership to executive officers of a REIT that serves as its general partner is not subject to limitation under Section 162(m) to the extent such compensation is attributable to services rendered to the operating partnership. Although we have not obtained a ruling on this issue, we believe the positions taken in the rulings would apply to our Operating Partnership as well. Accordingly, we believe that the compensation we paid to our executive officers for 2015 will not be limited by Section 162(m). We reserve the right to approve and pay non-deductible compensation.

If we hereafter determine that Section 162(m) is applicable, then this could result in an increase to our income subject to federal income tax and could require us to increase distributions to our stockholders in order for us to maintain our qualification as a REIT.

ASSESSMENT OF COMPENSATION-RELATED RISKS

Our senior management team conducts an ongoing assessment of the risks related to our compensation policies and practices. This team reviews and discusses the various design features and characteristics of our Company-wide compensation policies and programs. The team also considers the elements of our compensation program for our senior executives including the performance measures used for the Annual Cash Incentive Compensation program and our long-term incentive programs. Senior management obtains and evaluates data from a REIT peer group reflecting a comparison of compensation practices and pay levels for comparable positions within that group to assess the competitiveness of our compensation levels.

The Compensation Committee is responsible for overseeing the risks relating to compensation policies and practices affecting senior management on an ongoing basis. In performing this responsibility, the Compensation Committee utilized the services of a consultant to obtain advice and assistance in the design and implementation of incentive compensation programs for our executives. The consultant does no work for management, unless requested by the Chairman of the Compensation Committee. In reviewing whether our compensation policies and practices encourage excessive risk-taking, the Compensation Committee also considers senior management's assessment described above. We believe the following factors reduce the likelihood that our compensation policies and practices would encourage excessive risk-taking:

- **Our compensation mix is designed in large part to reward long-term performance** and is balanced among (i) fixed cash components, (ii) incentives that reward improvements in total Company performance and business unit performance, (iii) components measured by individual performance, and (iv) performance-based incentive opportunities that may be realized in the future.
- **Our policies and programs are intended to encourage retention** of our executives so that they can focus on achieving long-term objectives.
- **Our overall compensation is maintained at levels that are competitive** with the market.

COMPENSATION DISCUSSION AND ANALYSIS

- **Our Annual Cash Incentive Compensation is weighted** based on the achievement of several different financial and operational performance measures; the Compensation Committee has ultimate oversight in determining the Annual Cash Incentive Compensation allocation, thereby mitigating the risk that any one measure can dominate the payouts based on any formula.
- **Our LTIP programs use both absolute and relative TSR performance measures** over three-year performance periods and additional two-year vesting requirements.
- **Awards under David Simon's 2011 CEO Retention Agreement are subject to performance conditions and post-earning vesting requirements.** The awards will be earned if performance measures are achieved.
- **All NEO equity-based awards are subject to multi-year performance** requirements, as well as post-earning vesting requirements.
- **Executive officers are subject to minimum stock ownership guidelines**, equity award multi-year vesting requirements and limitations on trading our securities, including prohibitions on hedging our securities, under our Insider Trading Policy.
- **The Compensation Committee has discretion to decrease incentive performance targets and payouts** when it determines that such adjustments would be in the best interests of us and our stockholders.
- **All LTIP unit awards contain "double trigger" change in control provisions.**
- **All award agreements we entered into with executive officers contain clawback provisions permitting the Company to recoup compensation tied to the achievement of financial targets** if the compensation would not have been earned based on restated financial results.

Based on the foregoing, we believe that our compensation policies and programs are not reasonably likely to have a material adverse effect on us.

SUMMARY COMPENSATION TABLE

NAME (A)	YEAR (B)	SALARY (C)	NON-EQUITY INCENTIVE COMPENSATION ⁽¹⁾	STOCK AWARDS ⁽²⁾	ALL OTHER COMPENSATION ⁽³⁾	TOTAL
			(\$) (D)	(\$) (E)	(\$) (F)	(\$) (G)
David Simon	2015	1,250,000	3,500,000	9,470,774	13,433	14,234,207
Chairman of the Board and Chief Executive Officer	2014	1,250,000	3,500,000	9,972,444	16,802	14,739,246
	2013	1,250,000	3,000,000	11,428,976	16,552	15,695,528
Andrew A. Juster	2015	500,000	650,000	2,492,309	13,433	3,655,742
Executive Vice President and Chief Financial Officer	2014	450,000	690,000	2,243,795	17,704	3,401,499
	2013	—	—	—	—	—
Richard S. Sokolov	2015	800,000	1,250,000	4,984,618	332,718	7,367,336
President and Chief Operating Officer	2014	800,000	1,380,000	5,484,814	333,900	7,998,714
	2013	800,000	1,200,000	5,472,820	345,538	7,818,358
James M. Barkley	2015	566,500	800,000	2,492,309	13,433	3,872,242
General Counsel and Secretary	2014	566,500	948,750	3,988,957	19,156	5,523,363
	2013	566,500	825,000	3,980,287	18,906	5,390,693
David J. Contis	2015	750,000	1,250,000	2,243,078	13,946	4,257,024
President—Simon Malls	2014	750,000	500,000	2,493,175	13,696	3,756,871
	2013	750,000	950,000	1,990,118	13,446	3,703,564

- (1) Bonuses earned with respect to the indicated year were paid in the following year under our Annual Cash Incentive Compensation program. See the "2015 Annual Cash Incentive Compensation" section in the Compensation Discussion and Analysis for information about how we determined the payments for 2015.
- (2) Represents the total grant date fair value of all equity-based awards made during 2015 determined in accordance with ASC 718. These include (a) for 2015 and 2014, the maximum awards under the 2015 and 2014 LTIP programs, respectively (even though those LTIP units remain subject to performance measures during a three-year performance period that has not yet ended and, once earned, are subject to further vesting requirements), and (b) for 2013, the earned awards under the 2013 LTIP Program (even though those LTIP units remain subject to vesting requirements).

We engaged Deloitte LLP, who is not our independent registered public accounting firm, to develop the grant date fair values of the LTIP programs using a Monte Carlo simulation. Three simulations were conducted using assumptions regarding the total stock return on the Company's common stock and the relative total returns of the S&P 500 Index and MSCI U.S. REIT Index (RMS), as well as expected volatility, risk-free investment rates, correlation coefficients, dividend reinvestment, and other factors. The grant date fair values of the awards in the 2015 LTIP program, as of February 26, 2015, were as follows (net of the purchase price of \$0.25 per unit paid by the participant):

NAME	NUMBER OF AWARD UNITS	GRANT DATE FAIR VALUE OF 2015 LTIP PROGRAM
David Simon	116,904	\$ 9,470,774
Andrew A. Juster	30,764	2,492,309
Richard S. Sokolov	61,529	4,984,618
James M. Barkley	30,764	2,492,309
David J. Contis	27,688	2,243,078

As explained in the Compensation Discussion and Analysis section included in this Proxy Statement, the Compensation Committee determined that our performance for the three-year period ended December 31, 2015, resulted in a 82.9% payout of the three-year 2013 LTIP program. The number of LTIP units awarded under the three-year 2014 LTIP program and the 2015 LTIP program that may be earned in the future will depend upon the extent to which we achieve the performance measures during three-year performance periods that end on December 31, 2016 and 2017, respectively. If our performance for those periods results in a payout of less than 100%, the number of LTIP units earned would be less than the maximum amounts shown. Once earned, one-half of the LTIP units in the programs will vest on January 1 of the second and third years following the end of the applicable performance period. The recipient must maintain continuous service through each vesting date, except for termination of service resulting from death or disability or, in the Compensation Committee's sole discretion, upon retirement. The grant date fair values of the LTIP units are reported in column (E) net of the purchase price of \$0.25 per unit.

- (3) Amounts reported in 2015 include the following:

ALL OTHER COMPENSATION

NAME	EMPLOYEE LIFE INSURANCE PREMIUMS	USE OF CHARTER AIRCRAFT	401(K) CONTRIBUTION
David Simon	\$183	\$—	13,250
Andrew A. Juster	183	—	13,250
Richard S. Sokolov	183	319,285	13,250
James M. Barkley	183	—	13,250
David J. Contis	696	—	13,250

GRANTS OF PLAN-BASED AWARDS IN 2015

NAME	GRANT DATE ⁽¹⁾ (H)	TYPE OF AWARD	ESTIMATED FUTURE PAYOUTS UNDER EQUITY INCENTIVE PLAN AWARDS MAXIMUM	GRANT DATE FAIR VALUE OF STOCK AND OPTION AWARDS
			(I) ⁽²⁾	(\$)(J) ⁽³⁾
David Simon	2/26/15	LTIP Units	116,904	9,470,774
Andrew A. Juster	2/26/15	LTIP Units	30,764	2,492,309
Richard S. Sokolov	2/26/15	LTIP Units	61,529	4,984,618
James M. Barkley	2/26/15	LTIP Units	30,764	2,492,309
David J. Contis	2/26/15	LTIP Units	27,688	2,243,078

- (1) Represents the date that the award was made.
- (2) Column (I) represents the number of LTIP units the NEO would earn if our performance for the three-year period ended December 31, 2017 would result in a 100% payout. Once earned, the LTIP units will vest in equal parts on January 1 of the second and third years following the end of the performance period. The recipient must maintain continuous service through each vesting date, except for termination of service resulting from death or disability or, in the Compensation Committee's sole discretion, upon retirement.
- (3) The grant date fair values of the 2015 LTIP program awards are shown here net of the \$0.25 per unit purchase price.

EXECUTIVE COMPENSATION TABLES

OUTSTANDING EQUITY AWARDS AT 2015 FISCAL YEAR-END

	STOCK AWARDS				
	NUMBER OF SHARES OR UNITS EARNED THAT HAVE NOT VESTED (#) ⁽¹⁾ (K)	MARKET VALUE OF SHARES OR UNITS THAT HAVE NOT VESTED (\$) ⁽²⁾ (L)	EQUITY INCENTIVE PLAN AWARDS: NUMBER OF UNEARNED SHARES, UNITS OR OTHER RIGHTS THAT HAVE NOT VESTED (#) ⁽³⁾ (M)	EQUITY INCENTIVE PLAN AWARDS MARKET OR PAYOUT VALUE OF UNEARNED SHARES, UNITS OR OTHER RIGHTS THAT HAVE NOT VESTED (\$) ⁽⁴⁾ (N)	
David Simon	766,154	148,779,445	866,997	168,362,141	
Andrew A. Juster	72,740	14,125,381	55,535	10,784,341	
Richard S. Sokolov	196,240	38,107,846	122,080	23,706,711	
James M. Barkley	156,370	30,365,490	74,801	14,525,601	
David J. Contis	67,395	13,087,849	55,212	10,721,611	

(1) Consists of the following shares of restricted stock and LTIP units that have been earned but not vested as of December 31, 2015:

	TYPE OF AWARD	NUMBER OF SHARES OR UNITS
David Simon	2011-2013 LTIP units	80,545
	2012-2014 LTIP units	137,555
	2013-2015 LTIP units	188,054
	Class A Units-2011 CEO Retention Agreement LTIP Units	360,000
Andrew A. Juster	2011-2013 LTIP units	11,746
	2012-2014 LTIP units	20,060
	2013-2015 LTIP units	40,934
Richard S. Sokolov	2011-2013 LTIP units	40,273
	2012-2014 LTIP units	65,912
	2013-2015 LTIP units	90,055
James M. Barkley	2011-2012 LTIP units	33,560
	2012-2014 LTIP units	57,315
	2013-2015 LTIP units	65,495
David J. Contis	Restricted Stock Granted in 2012	1,654
	2011-2013 LTIP units	10,068
	2012-2014 LTIP units	22,926
	2013-2015 LTIP units	32,747

One-half of the LTIP units vest on January 1 of the second and third years following the end of the performance period assuming continued service.

Additionally, for David Simon, column (K) does not include 87,313 shares of common stock that were acquired by reinvesting a portion of the funds from cash distributions on his unvested 2011 CEO Retention Agreement LTIP units in accordance with the terms of the award.

(2) The amounts are calculated by multiplying \$194.44, the closing price of our common stock as reported by the NYSE for December 31, 2015, by the applicable number of shares or LTIP units. The amounts for LTIP unit awards are net of the \$0.25 per unit purchase price.

EXECUTIVE COMPENSATION TABLES

- (3) Consists of the following LTIP units that have not been earned:

	TYPE OF AWARD	NUMBER OF UNITS
David Simon ⁽⁵⁾	2014-2016 LTIP units	110,093
	2015-2017 LTIP units	116,904
	Class A Units-2011 CEO Retention Agreement LTIP units	640,000
Andrew A. Juster	2014-2016 LTIP units	24,771
	2015-2017 LTIP units	30,764
Richard S. Sokolov	2014-2016 LTIP units	60,551
	2015-2017 LTIP units	61,529
James M. Barkley	2014-2016 LTIP units	44,037
	2015-2017 LTIP units	30,764
David J. Contis	2014-2016 LTIP units	27,524
	2015-2017 LTIP units	27,688

- (4) The amounts are calculated by multiplying \$194.44, the closing price of our common stock as reported by the NYSE for December 31, 2015, by the applicable number of LTIP units, net of the \$0.25 per unit purchase price.
- (5) For David Simon, the 2011 CEO Retention Agreement LTIP units are subject to satisfaction of certain performance conditions and maintenance of continuous service through the vesting dates. The 360,000 units awarded on December 31, 2013, were earned during 2015 and are scheduled to vest on January 1, 2018. Assuming all performance and retention requirements under the Agreement are satisfied, the 360,000 units awarded January 1, 2014, will vest on January 1, 2019 and the 280,000 units awarded January 1, 2015, will vest on June 30, 2019. See page 38 for a description of vesting upon certain terminations of employment.

OPTION EXERCISES AND STOCK VESTED IN 2015⁽¹⁾

NAME (A)	STOCK AWARDS ⁽²⁾		VALUE REALIZED ON VESTING (\$) ⁽⁴⁾ (E)
	NUMBER OF SHARES ACQUIRED ON VESTING (#) (D) ⁽³⁾		
David Simon	0		0
Andrew A. Juster	0		0
Richard S. Sokolov	0		0
James M. Barkley	0		0
David J. Contis ⁽⁴⁾	7,904		1,461,776

- (1) Our NEOs held no stock options at any time during 2015.
- (2) Includes awards of restricted stock.
- (3) Includes awards of restricted stock made to Mr. Contis in 2011 and 2012. 6,250 shares awarded to Mr. Contis in 2011 vested on January 1, 2015, and 1,654 shares awarded in 2012 vested on April 1, 2015.
- (4) Value realized upon vesting of Mr. Contis' 2011 shares is calculated by multiplying \$182.11, the closing price of our common stock as reported by the NYSE on December 31, 2014 by the number of shares that vested on January 1, 2015. Value realized upon vesting of Mr. Contis' 2012 shares is calculated by multiplying \$195.64, the closing price of our common stock as reported by the NYSE on March 31, 2015, by the number of shares that vested on April 1, 2015.

NONQUALIFIED DEFERRED COMPENSATION IN 2015

NAME (A)	EXECUTIVE CONTRIBUTIONS IN LAST FY (\$) (B)	REGISTRANT CONTRIBUTIONS IN LAST FY (\$) (C)	AGGREGATE EARNINGS (LOSSES) IN LAST FY (\$) ⁽¹⁾ (D)	AGGREGATE WITHDRAWALS/ DISTRIBUTIONS (\$) (E)	AGGREGATE BALANCE AT LAST FYE (\$) ⁽²⁾ (F)
	David Simon	—	—	833,625	1,832,596
Andrew A. Juster	—	—	0	0	0
Richard S. Sokolov	—	—	0	0	0
James M. Barkley	—	—	401,452	1,983,358	4,509,060
David J. Contis	150,000	—	(11,800)	0	677,768

- (1) Aggregate earnings include dividends paid on, and appreciation of, shares of our common stock held in the plan.
- (2) Of the amounts in this column, the following amounts are or were previously reported in the Summary Compensation Table: David Simon—\$9,282,181; Mr. Sokolov—\$0; Mr. Barkley—\$5,141,862; and Mr. Contis—\$449,000.

EXECUTIVE COMPENSATION TABLES

The assets of our deferred compensation plan are held in what is commonly referred to as a "rabbi trust" arrangement. This means the assets of the plan are subject to the claims of our general creditors in the event of our insolvency. The plan assets are invested by the trustee in its sole discretion. Payments of a participant's elective deferrals are made as elected by the participant. These amounts would be paid earlier in the event of termination of employment or death of the participant, an unforeseen emergency affecting the participant as determined by the committee appointed to administer the plan or a change in control affecting us.

We have not made any contributions to the executive account of our deferred compensation plan since its inception in 1995. As a result, the contributions and aggregate balances shown in the table above are composed entirely of contributions made by the executives from their salary, bonus or restricted stock awards for prior years and earnings on those amounts. The earnings do not represent above-market or preferential rates. The executives may vote and are entitled to receive dividends on their restricted stock awards in the plan.

Deferral elections are made by eligible executives in June of each year for amounts to be earned or granted in the following year. An executive may defer all or a portion of salary, Annual Cash Incentive Compensation or awards under the 1998 Plan.

The investment options available to an executive under the deferral program vary depending upon the type of compensation being deferred.

EQUITY COMPENSATION PLAN INFORMATION

The following table gives information about our common stock that may be issued upon the exercise of options, warrants and rights under our existing equity compensation plans as of December 31, 2015. We have made no grants of stock options since 2001, and there are currently no stock options outstanding under the 1998 Plan.

PLAN CATEGORY	NUMBER OF SECURITIES TO BE ISSUED UPON EXERCISE OF OUTSTANDING OPTIONS, WARRANTS AND RIGHTS (#)	WEIGHTED-AVERAGE EXERCISE PRICE OF OUTSTANDING OPTIONS, WARRANTS AND RIGHTS (\$)	NUMBER OF SECURITIES REMAINING AVAILABLE FOR FUTURE ISSUANCE UNDER EQUITY COMPENSATION PLANS (#)
Equity compensation plans approved by security holders ⁽¹⁾	0	0	3,767,178 ⁽²⁾
Equity compensation plans not approved by security holders	0	0	—
TOTAL⁽¹⁾	0	0	3,767,178⁽²⁾

(1) Consists of the 1998 Plan, which was approved by stockholders at the 2012 Annual Meeting held on May 17, 2012, and was ratified at our Annual Meeting in 2014.

(2) The 1998 Plan provides for the grant of incentive stock options, nonqualified stock options, SARs, restricted stock and performance units, including LTIP units. The Compensation Committee has not made any stock option awards to executives since 2001 and has never made any awards of SARs.

ESTIMATED POST-EMPLOYMENT PAYMENTS UNDER ALTERNATIVE TERMINATION SCENARIOS

The following table sets forth the value of the benefits that would have been payable to each of the NEOs, assuming that the following events occurred on December 31, 2015. We do not disclose payments or other benefits under our 401(k) retirement plan and health and welfare plans because all salaried employees are entitled to the same benefits under those plans. Also, we do not include distributions from our deferred compensation plan because the amounts in that plan consist entirely of contributions made by the executives and earnings on those contributions. The amounts shown are only estimates of the amounts that would be payable to the executives upon termination of employment and do not reflect tax positions we may take or the accounting treatment of such payments. Actual amounts to be paid can only be determined at the time of separation.

	VOLUNTARY RESIGNATION OR RETIREMENT (\$)	TERMINATION BY THE COMPANY WITHOUT CAUSE OR RESIGNATION WITH GOOD REASON (\$)	DEATH OR DISABILITY (\$)	CHANGE IN CONTROL (\$)	TERMINATION BY THE COMPANY WITHOUT CAUSE OR RESIGNATION WITH GOOD REASON FOLLOWING CHANGE IN CONTROL (\$)
David Simon⁽¹⁾					
Severance Payment ⁽²⁾	—	7,500,000	0	0	7,500,000
Benefit Continuation	—	44,856	0	0	44,856
Restricted Stock ⁽³⁾	—	0	0	0	0
Annual LTIP ⁽⁴⁾	—	0	98,901,752	100,690,978	100,690,978
Retention LTIP ⁽⁵⁾	—	107,209,063	194,190,000	0	194,190,000
TOTAL	\$ —	\$ 114,753,919	\$ 293,091,752	\$ 100,690,978	\$ 302,425,834
Andrew A. Juster					
Severance Payment ⁽⁶⁾	—	153,846	0	0	153,846
Restricted Stock ⁽³⁾	—	0	0	0	0
Annual LTIP ⁽⁴⁾	—	0	18,897,335	19,323,588	19,323,588
2015 Annual Cash Incentive Compensation ⁽⁷⁾	—	0	650,000	0	650,000
TOTAL	\$ —	\$ 153,846	\$ 19,547,335	\$ 19,323,588	\$ 20,127,434
Richard S. Sokolov					
Severance Payment ⁽⁶⁾	—	1,400,000	0	0	1,400,000
Restricted Stock ⁽³⁾	—	0	0	0	0
Annual LTIP ⁽⁴⁾	—	0	48,960,170	49,929,550	49,929,550
2015 Annual Cash Incentive Compensation ⁽⁷⁾	—	0	1,250,000	0	1,250,000
TOTAL	\$ —	\$ 1,400,000	\$ 50,210,170	\$ 49,929,550	\$ 52,579,550
James M. Barkley					
Severance Payment ⁽⁶⁾	—	174,308	0	0	174,308
Restricted Stock ⁽³⁾	—	0	0	0	0
Annual LTIP ⁽⁴⁾	—	0	37,427,196	38,057,971	38,057,971
2015 Annual Cash Incentive Compensation ⁽⁷⁾	—	0	800,000	0	800,000
TOTAL	\$ —	\$ 174,308	\$ 38,227,196	\$ 38,057,971	\$ 39,032,279
David J. Contis					
Severance Payment ⁽⁶⁾	—	72,115	0	0	72,115
Restricted Stock ⁽³⁾	—	0	321,604	321,604	321,604
Annual LTIP ⁽⁴⁾	—	0	17,682,595	20,076,851	20,076,851
2015 Annual Cash Incentive Compensation ⁽⁷⁾	—	0	1,250,000	0	1,250,000
TOTAL	\$ —	\$ 72,115	\$ 19,254,199	\$ 20,398,455	\$ 21,720,570

- (1) The terms of the employment agreement with David Simon are described in the "Termination-Related Provisions of Employment Agreement with David Simon," below. This table describes termination scenarios as of December 31, 2015 and the terms of his employment agreement as of that date.
- (2) Paid in equal installments over two years and subject to confidentiality and one- or two-year non-competition provisions in David Simon's employment agreement.
- (3) Amount represents the value of shares of restricted stock held by the executive that would be deemed vested fully as a result of the specified termination event. Value is based on a stock price of \$194.44, the closing price of our common stock as reported by the NYSE for December 31, 2015. Pursuant to the 1998 Plan and the terms of award agreements, if an executive's employment terminates for any reason other than death, disability or change in control, unvested restricted stock awards terminate.
- (4) Amount represents the value of LTIP units held by the executive that would be deemed fully vested as a result of the termination event. Value is based on a stock price of \$194.44, the closing price of our common stock as reported by the NYSE for December 31, 2015, net of the purchase price of \$0.25 per unit. The award agreements or, in the case of David Simon, his employment agreement, provide the following benefits if the executive's employment terminates due to death or disability or if we experience a change in control: (a) any unearned LTIP units would vest pro rata based on the actual performance during the applicable period and the number of days worked over the total days in the performance period (if the performance period has ended, there is no pro-ration of the award), and (b) any LTIP units earned before the date of death, disability or change in

EXECUTIVE COMPENSATION TABLES

control vest as of the date of the event. The amounts include the earned LTIP units in the three-year 2011, 2012 and 2013 LTIP programs and pro-rated portions of the unearned three-year 2014 and 2015 LTIP programs.

- (5) Pursuant to the 2011 CEO Retention Agreement, (i) if we terminated Mr. Simon's employment without cause, or if he resigned his employment for good reason, in each case on December 31, 2015, then subject to the achievement of the required Termination FFO, the Unvested LTIP units that would vest is equal to 552,083, which is 100% of the units prorated based on the number of months from July 11, 2011 to December 31, 2015, and one-half of the shares that were in escrow (43,657) would vest, (ii) if Mr. Simon's employment was terminated as a result of death or disability, or if both a change in control occurred and we terminated his employment without cause or he resigned for good reason, in each case on December 31, 2015, then 100% of the LTIP Units (1,000,000) would vest and 100% of the shares in the escrow (87,313) would vest. Value is based on a stock price of \$194.44, the closing price of our common stock as reported by the NYSE for December 31, 2015, net of the purchase price of \$0.25 per unit (with no net reduction for the escrowed shares).
- (6) Determined by our current severance policy under which we pay severance to full-time employees (not covered by a collective bargaining agreement) whose employment is involuntarily terminated in the event of certain reductions in force, mergers or outsourcing. The amount of the severance is one week of pay for every year of service up to a maximum of sixteen years.
- (7) We paid our 2015 bonuses in 2016. Our Annual Cash Incentive Compensation program does not expressly address the consequences of a termination of employment prior to payment of the bonus. However, for the purposes of this table, we have assumed the Compensation Committee would approve paying the earned bonus to an executive who, as of the end of the year, died or became disabled or whose employment was terminated without cause or good reason following a change in control, other than David Simon, whose employment agreement contains provisions regarding the payment of bonuses.
- (8) Based on Richard Sokolov's employment agreement which is described below under "Employment Agreement with Richard Sokolov."

EMPLOYMENT AGREEMENT WITH DAVID SIMON

On July 6, 2011, the Compensation Committee unanimously approved entering into a new long-term employment agreement with David Simon, commencing on July 6, 2011 and ending on July 5, 2019. Pursuant to the employment agreement, David Simon serves as the company's Chief Executive Officer, a member of the Board of Directors and, except under certain circumstances described in the employment agreement, Chairman of the Board of Directors. The employment agreement provides David Simon with an annual base salary of \$1,250,000, subject to annual review and increase, but not decrease, by the Committee. The agreement also provides that he is eligible to receive an annual target cash bonus of 200% of his base salary, based on the degree to which reasonably attainable performance goals are achieved.

Termination-related provisions of employment agreement with David Simon. If David Simon is terminated by us without "Cause" or by him for "Good Reason," (each as defined in David Simon's Employment Agreement) subject to his execution of a release of claims against us, he will receive severance in an amount equal to two times the sum of his annual base salary and his target Annual Cash Incentive Compensation paid in equal installments over a two-year period.

In addition, also subject to his execution of a release of claims against us, if he is terminated after June 30, 2015 then a portion of the remaining unvested LTIP units granted under the 2011 CEO Retention Agreement will become vested LTIP units if the Termination FFO equals or exceeds a specified FFO amount. For details regarding the Termination FFO, the Specified FFO and the portion that can be earned upon various terminations please see page 40 of this Proxy Statement.

If David Simon is terminated due to disability or if he dies, he would be entitled to receive (A) the payments described in footnotes (2), (3), and (4) in the Estimated Post-Employment Payments Under Alternative Termination Scenarios table above, (B) pursuant to the terms of his annual performance-based LTIP program award agreements, a number of LTIP units under the annual LTIP program determined at the end of the applicable performance period based on actual performance for that period and then prorated by a partial service factor based on the number of days during the performance period prior to his death or disability, (C) pursuant to the terms of his restricted stock award agreements, full vesting (in the event of death) or continued vesting over the four year schedule (in the event of disability) of his restricted shares, and (D) full vesting of his 2011 CEO Retention Agreement.

If David Simon is terminated by us without "cause" or by him for "good reason" following a change in control, he would be entitled to receive (A) the payments described in (2), (3), and (4) in the Estimated Post-Employment Payments Under Alternative Termination Scenarios table above, (B) all of the unvested LTIP units under the 2011 CEO Retention Agreement fully vest (these also vest if such termination is during the six month period prior to a change in control if such change in control occur), (C) pursuant to the terms of his annual performance-based LTIP unit awards, any unearned LTIP units multiplied by a partial service factor based on the number of days during the performance period to the date of the change in control, and (D) pursuant to the terms of his restricted stock award agreements, full vesting of his restricted stock. If there is a change in control, but David Simon is not terminated, he is entitled to the payments described in subsection (C), and (D) of this paragraph.

Amendments to the 2011 CEO Retention Agreement. Effective as of December 31, 2013 David Simon, the Operating Partnership and the Company amended and restated the Series CEO LTIP Unit Award Agreement dated as of July 6, 2011, as amended on December 22, 2011, March 29, 2013 as further amended and restated effective as of December 31, 2013 (as amended and restated, the "2011 CEO Retention Agreement").

The 2011 CEO Retention Agreement, which was previously entirely service-based, will now become eligible to vest based on the attainment of Company based performance goals, in addition to a service-based vesting requirement. The 2011 CEO Retention Agreement provides that if the relevant performance criteria are not achieved, Mr. Simon will forfeit all or a portion of such award.

The performance criteria in the 2011 CEO Retention Agreement are designed to incentivize Mr. Simon to continue upon the Company's outstanding performance achieved under his leadership, and in the interest of aligning the 2011 CEO Retention Agreement with the Company's pay-for-performance philosophy, which has been instrumental in the creation of exceptional long-term stockholder value.

Prior to the December 31, 2013 amendment and restatement, Mr. Simon's 1,000,000 LTIP Units vested over an eight year period, with one third vesting in 2017, one third vesting in 2018 and one third vesting in 2019. Pursuant to the 2011 CEO Retention Agreement, effective December 31, 2013, 720,000 of such LTIP Units were cancelled and in respect thereof 360,000 LTIP Units were granted to David Simon on December 31, 2013 (the "A Units") and 360,000 LTIP Units were granted to David Simon on January 1, 2014 (the "B Units"). 280,000 of the LTIP Units granted on July 6, 2011 were cancelled on January 1, 2015 and in respect thereof 280,000 LTIP Units were granted on January 1, 2015 (the "C Units"). The A Units, B Units and C Units may only be earned if and to the extent the applicable performance criteria and vesting requirements are met, as set forth below.

If the Company had not achieved FFO per share of at least \$8.07 for 2015, then the 360,000 Class A Units would not have been earned. If the Company achieved FFO per share of \$8.07 for 2015, then 50% of such Class A Units may be earned, subject to fulfillment of additional service-based vesting requirements. If the Company achieved FFO per share of \$8.86 for 2015, then 100% of such Class A Units would have been earned, subject to fulfillment of additional service-based vesting requirements. If the Company achieved FFO per share of greater than \$8.07 but less than \$8.86 for 2015, then the number of Class A Units that would have been earned shall be between 50% and 100% based on linear interpolation, subject to fulfillment of additional service-based vesting requirements.

If the Company does not achieve FFO per share of at least \$8.43 for 2016, then all 360,000 Class B Units shall not be earned. If the Company achieves FFO per share of \$8.43 for 2016, then 50% of such Class B Units may be earned, subject to fulfillment of additional service-based vesting requirements. If the Company achieved FFO per share of \$9.40 for 2016, then 100% of such Class B Units may be earned, subject to fulfillment of additional service-based vesting requirements. If the Company may be FFO per share of greater than \$8.43 but less than \$9.40 for 2016, then the number of Class B Units that would have been earned shall be between 50% and 100% based on linear interpolation, subject to fulfillment of additional service-based vesting requirements.

If the Company does not achieve FFO per share of at least \$8.62 for 2017, then all 280,000 Class C Units shall be forfeited. If the Company achieves FFO per share of \$8.62 for 2017, then 50% of such Class C Units may be earned, subject to fulfillment of additional service-based vesting requirements. If the Company achieves FFO per share of \$9.80 for 2017, then 100% of such Class C Units may be earned, subject to fulfillment of additional service-based vesting requirements. If the Company achieves FFO per share of greater than \$8.62 but less than \$9.80 for 2017, then the number of Class C Units that may be earned shall be between 50% and 100% based on linear interpolation, subject to fulfillment of additional service-based vesting requirements.

Notwithstanding the preceding three paragraphs, (i) if all or a portion of the Class A Units are not earned in 2015, then any such unearned Class A Units may be earned in 2016 if FFO per share for calendar year 2016 is equal to or greater than \$9.40 or in 2017 if FFO per share for calendar year 2017 is equal to or greater than \$9.80 and (ii) if all or a portion of the Class B Units are not earned in 2016, then any such unearned Class B Units may be earned in 2017 if FFO per share for calendar year 2017 is equal to or greater than \$9.80 (collectively, the "catch-up feature"), in each case, subject to fulfillment of additional service-based vesting requirements.

After determining the number of A Units, B Units and C Units respectively, that are earned (after taking into account the catch-up feature), such earned A Units shall vest on January 1, 2018, such earned B Units shall vest on January 1, 2019 and such earned C Units shall vest on June 30, 2019, in each case subject to David Simon's continued employment or service with the Company through such applicable date, provided that the A Units, B Units and C Units may become vested earlier upon certain terminations of employment or service, as set forth below.

The 2011 CEO Retention Agreement contains a double trigger change in control provision which requires David Simon to be terminated by us without Cause or to resign for Good Reason, in each case during the period commencing six months prior to and ending eighteen months after the change in control, in order for the LTIP units to vest in connection with a change in control.

The 2011 CEO Retention Agreement provides that if David Simon hereafter dies or his employment or service is terminated by us due to Disability, then all unvested LTIP Units will automatically vest. If David Simon's employment or service is terminated by us without Cause or by Mr. Simon for Good Reason, then the unearned LTIP Units will not automatically vest, but will be eligible to vest as follows: (i) if such termination occurs after June 30, 2015 and on or prior to December 31, 2017, a portion of the remaining Unvested LTIP Units will be earned equal to the product of (A) 100% of the unearned LTIP Units that will vest if and to the extent that the Termination FFO per share is equal to or greater than FFO B per share for the year of termination and between 50% to

EXECUTIVE COMPENSATION TABLES

100% if such Termination FFO is equal to or greater than FFO A per share but less than FFO B per share (the exact percentage to be based on linear interpolation) multiplied by (B) a quantity equal to (1) the number of completed calendar months that David Simon completed from July 6, 2011 through the date of the such termination, divided by (2) 96 (the number of calendar months in his employment agreement term) and (ii) if such termination occurs after December 31, 2017, a portion of the remaining Unvested LTIP Units shall become Vested LTIP Units with such portion equal to the product of (A) the number of Unvested LTIP Units (after taking into account the number of Unvested LTIP Units if any that shall be forfeited after calendar year 2017 to the extent the performance goals were not achieved), multiplied by (B) (1) the number of completed calendar months from July 6, 2011 through the date of the such termination, divided by (2) 96.

"Termination FFO" per share means the FFO per share for the most recent calendar quarter multiplied by four (resulting in an annualized FFO per share number). "FFO A" means for 2015, 2016 and 2017, respectively: (i) for 2015: \$8.07 multiplied by a percentage equal to (A) one hundred percent minus (B) the CAGR for the five year period preceding 2015; (ii) for 2016: \$8.43 multiplied by a percentage equal to (A) one hundred percent minus (B) the CAGR for the five year period preceding 2016 and (iii) for 2017: \$8.62 multiplied by a percentage equal to (A) one hundred percent minus (B) the CAGR for the five year period preceding 2017. "FFO B" means for 2015, 2016 and 2017, respectively: (i) for 2015: \$8.86 multiplied by a percentage equal to (A) one hundred percent minus (B) the CAGR for the five year period preceding 2015; (ii) for 2016: \$9.40 multiplied by a percentage equal to (A) one hundred percent minus (B) the CAGR for the five year period preceding 2016 and (iii) for 2017: \$9.80 multiplied by a percentage equal to (A) one hundred percent minus (B) the CAGR for the five year period preceding 2017.

Pursuant to the 2011 CEO Retention Agreement, FFO shall be increased or decreased to give effect to (i) extraordinary, unusual or nonrecurring items, including without limitation a spin-off, or as a result of dispositions not made in the ordinary course, (ii) litigation or claim judgments or settlements; (iii) changes in tax laws, accounting principles, or other laws or regulatory rules affecting reported results (iv) other specific unusual or nonrecurring events, or objectively determinable category thereof; (v) nonrecurring charges; and (vi) a change in the Company's fiscal year. Each such adjustment, if any, shall be made by the Committee in order to prevent the undue dilution of Mr. Simon's rights.

Under the 2011 CEO Retention Agreement, the after-tax portion of distributions paid on Mr. Simon's unvested LTIP units are used to buy shares of the Company's common stock, which are placed in escrow. As of December 31, 2015, there were 87,313 shares in escrow. In modifying the 2011 CEO Retention Agreement, the Committee and Mr. Simon agreed that the escrowed shares (and any shares purchased with distributions in respect of the remaining 280,000 LTIP units under the 2011 CEO Retention Agreement prior to such units' cancellation on January 1, 2015) will be released to Mr. Simon on a pro rata basis based upon the satisfaction of performance-based and service-based criteria.

EMPLOYMENT AGREEMENT WITH RICHARD SOKOLOV

We have an employment agreement with Richard Sokolov which term ended January 31, 2012, subject to automatic renewal for a one-year period unless either party provides 90 day advance notice. The agreement provides for an annual base salary of \$800,000, subject to annual review and adjustment by the Compensation Committee. The agreement also provides that he is eligible to receive a cash bonus of not less than 75% and not more than 150% of his base salary as determined by the Compensation Committee.

If Richard Sokolov's employment was terminated by us without "cause" or by him for "good reason," we would have to pay him an amount equal to one year's current base salary and his target bonus in twelve monthly installments. In those instances and also in the event of disability, any unvested restricted stock awards that the Compensation Committee had granted would continue to vest provided that Richard Sokolov executes a release in favor of the Company and complies with the restrictive covenants described in the following paragraph.

The agreement includes covenants which restrict Richard Sokolov while he is employed and during any period of time in which restricted stock awards continue to vest from: (1) soliciting any of our employees or inducing them to terminate their employment with us; (2) employing or offering employment to any persons employed by us in a non-administrative capacity during the previous twelve months; or (3) diverting any persons from doing business with us or inducing any persons from doing business with us or inducing anyone to cease being one of our customers or suppliers.

For purposes of Richard Sokolov's agreement, "cause" is defined as a substantial and continued failure to perform his duties (following notice and an opportunity to cure) or conviction of a felony. "Good reason" is defined as a material diminution of or material adverse change in his duties, offices or responsibilities (including removal from or failure to secure his election to, the Board of Directors); a material breach of our obligations; a failure to have the agreement assumed by any successor to our business; or a required relocation of his principal base location from Youngstown, Ohio or Indianapolis, Indiana.

ROLE OF THE INDEPENDENT COMPENSATION CONSULTANT

The Compensation Committee has retained Semler Brossy Consulting Group, LLC ("Semler Brossy" or "Consultant") as its independent consultant since 2011. The Consultant reports directly to the Compensation Committee and performs no other work for the Company. The Compensation Committee has analyzed whether the work of Semler Brossy as a compensation consultant has raised any conflict of interest, taking into consideration the following factors:

- i. The provision of other services to the Company by Semler Brossy;
- ii. The amount of fees from the Company paid to Semler Brossy as a percentage of the firm's total revenue;
- iii. Semler Brossy's policies and procedures that are designed to prevent conflicts of interest;
- iv. Any business or personal relationship of Semler Brossy or the individual compensation advisors employed by the firm with an executive officer of the Company;
- v. Any business or personal relationship of the individual compensation advisors with any member of the Compensation Committee; and
- vi. Any stock of the Company owned by Semler Brossy or the individual compensation advisors employed by the firm.

The Compensation Committee has determined, based on its analysis of the above factors, that the work of Semler Brossy and the individual compensation advisors employed by Semler Brossy as compensation consultants to the Company has not created any conflict of interest.

PROPOSAL 3: Ratification of Independent Registered Public Accounting Firm

The Audit Committee has selected Ernst & Young LLP, or EY, as our independent registered public accounting firm for 2016. Stockholders have the opportunity to ratify that selection in an advisory vote.

The Report of the Audit Committee, which follows this proposal contains information on the amount of fees paid to EY during 2015 and 2014. Representatives of EY will be present at the meeting, will have an opportunity to make a statement if they desire to do so and will be available to respond to appropriate questions.

If the holders of a majority of voting shares voting on this matter do not approve the proposal, the Audit Committee will take into consideration the views of the stockholders and may, but will not be required to, appoint a different independent registered public accounting firm.

The Audit Committee and the Board of Directors Unanimously Recommend that Stockholders Vote FOR Ratification of the Appointment of Ernst & Young LLP as our Independent Registered Public Accounting Firm for 2016.

REPORT OF THE AUDIT COMMITTEE

The Audit Committee is responsible for monitoring the integrity of the Company's consolidated financial statements, the qualifications, performance and independence of the Company's independent registered public accounting firm, the performance of the Company's internal auditor and the Company's compliance with legal and regulatory requirements. We have the sole authority to appoint or replace the Company's independent registered public accounting firm. The Committee operates under a written charter adopted by the Board. The Committee currently has four members. The Board has determined that each of its members is independent under the standards of director independence established under our Governance Principles, NYSE listing standards, and applicable securities laws.

Management is responsible for the financial reporting process, including the system of internal controls, for the preparation of consolidated financial statements in accordance with accounting principles generally accepted in the United States and for management's report on internal controls over financial reporting. The Company's independent registered public accounting firm is responsible for auditing the consolidated financial statements and expressing an opinion on the financial statements and the effectiveness of internal controls over financial reporting. Our responsibility is to oversee and review the financial reporting process and to review and discuss management's report on internal controls over financial reporting. We are not, however, professionally engaged in the practice of accounting or auditing and do not provide any expert or other special assurance as to such financial statements concerning compliance with laws, regulations or accounting principles generally accepted in the United States or as to the independence of the independent registered public accounting firm. We rely, without independent verification, on the information provided to us and on the representations made by management and its independent registered public accounting firm.

We held nine meetings during 2015. The meetings were designed, among other things, to facilitate and encourage communication among the Audit Committee, management, the Company's internal auditor, and its independent registered public accounting firm, EY.

We discussed with the Company's internal auditor and EY the overall scope and plans for their respective audits. We met with the internal auditor and EY, with and without management present, to discuss the results of their examinations and their evaluations of the Company's internal controls. We reviewed and discussed the Company's compliance with Section 404 of the Sarbanes-Oxley Act of 2002, including consideration of the Public Company Accounting Oversight Board's (PCAOB) Auditing Standard No. 5 An Audit of Internal Control Over Financial Reporting That is Integrated With an Audit of Financial Statements.

We discussed with management the Company's major financial risk exposures and the steps management has taken to monitor and control such exposures, including the Company's risk assessment and risk management processes.

We reviewed and discussed the audited consolidated financial statements for the year ended December 31, 2015 with management, the internal auditor and EY. We reviewed EY's report on our financial statements, which indicated that the financial statements present fairly, in all material respects, our financial position and results of operations and cash flows in conformity with accounting principles generally accepted in the United States. We reviewed and discussed with management, the internal auditor and EY, management's report on the effectiveness of internal controls over financial reporting and EY's report on internal controls over financial reporting. We also discussed with management, the internal auditor and EY the process used to support certifications by the Company's Chief Executive Officer and Chief Financial Officer that are required by the SEC and the Sarbanes-Oxley Act of 2002

to accompany the Company's periodic filings with the SEC and the processes used to support management's report on the Company's internal control over financial reporting.

We also discussed with EY matters required to be discussed by their professional standards, including, among other things, matters related to the conduct of the audit of the Company's consolidated financial statements and the matters required to be discussed by PCAOB Auditing Standards No. 16 Communications with Audit Committees.

We also received the written disclosures and the letter from EY required by applicable requirements of the PCAOB regarding the independent accountant's communications with us concerning independence and we discussed with EY the independence of that firm.

When considering EY's independence, we considered if services they provided to the Company beyond those rendered in connection with their audit of the Company's consolidated financial statements and the effectiveness of internal controls over financial reporting and reviews of the Company's quarterly unaudited consolidated financial statements were compatible with maintaining their independence. We concluded that the provision of such services by EY has not jeopardized EY's independence.

Based on our review and these meetings, discussions and reports, and subject to the limitations on our role and responsibilities referred to above and in the Audit Committee Charter, we recommended to the Board that the Company's audited consolidated financial statements for the year ended December 31, 2015 be included in the Company's Annual Report. The Audit Committee has also selected EY as the Company's independent registered public accounting firm for the year ended December 31, 2016, and will present the selection to the stockholders for ratification at the meeting.

We approve all audit and permissible non-audit services to be provided to the Company by EY prior to commencement of services. We have delegated to the Chairman of the Audit Committee the authority to approve specific services up to specified individual and aggregate fee amounts. These approval decisions are presented to the full Audit Committee at the next scheduled meeting after such approvals are made.

The Company has incurred fees for EY's services as shown below. EY has advised us that it has billed or will bill the Company the below indicated amounts for the following categories of services for the years ended December 31, 2015 and 2014, respectively:

	2015	2014
Audit Fees ⁽¹⁾	\$ 4,072,000	\$ 3,753,000
Audit-Related Fees ⁽²⁾	4,336,000	4,269,000
Tax Fees ⁽³⁾	448,000	428,000
All Other Fees	0	0

- (1) Audit Fees include fees for the audit of the financial statements and the effectiveness of internal controls over financial reporting for us and the Operating Partnership and services associated with the related SEC registration statements, periodic reports, and other documents issued in connection with securities offerings.
- (2) Audit-Related Fees include audits of individual or portfolios of properties and schedules of recoverable common area maintenance costs to comply with lender, joint venture partner or tenant requirements and accounting consultation and due diligence services. Our share of these Audit-Related Fees is approximately 57% and 58% in 2015 and 2014, respectively.
- (3) Tax Fees include fees for international and other tax consulting services and tax return compliance services associated with the tax returns for certain joint ventures as well as other miscellaneous tax compliance services. Our share of these Tax Fees is approximately 89% and 85% in 2015 and 2014, respectively.

The Audit Committee:

J. Albert Smith, Jr., Chairman
 Melvyn E. Bergstein
 Larry C. Glasscock
 Reuben S. Leibowitz

ADDITIONAL INFORMATION

ANNUAL REPORT

Our Annual Report, including financial statements audited by Ernst & Young LLP, or EY, our independent registered public accounting firm, and EY's report thereon, is available to our stockholders on the Internet as described in the Notice. In addition, a copy of our Annual Report will be sent to any stockholder without charge (except for exhibits, if requested, for which a reasonable fee will be charged), upon written request to: Investor Relations, Simon Property Group, Inc., 225 West Washington Street, Indianapolis, Indiana 46204. Our Form 10-K is also available and may be accessed free of charge at 10k.simon.com.

STOCKHOLDER PROPOSALS AT OUR 2017 ANNUAL MEETING

RULE 14a-8 STOCKHOLDER PROPOSALS

To be considered for inclusion in the proxy materials for the 2017 annual meeting of stockholders pursuant to Rule 14a-8 of the Exchange Act, a stockholder proposal made pursuant to such rule must be received by the General Counsel and Secretary of the Company, James M. Barkley, at 225 West Washington Street, Indianapolis, Indiana 46204, by the close of business on December 2, 2016. If the date of such meeting is changed by more than 30 days from May 11, 2017, the proposal must be received by the Company at a reasonable time before the Company begins to print and send its proxy materials. In addition, stockholder proposals must otherwise comply with the requirements of Rule 14a-8 promulgated under the Exchange Act and any other applicable laws and regulations.

STOCKHOLDER PROPOSALS OR OTHER BUSINESS OUTSIDE OF THE RULE 14a-8 PROCESS

The Company's By-Laws also establish an advance notice procedure for stockholders who wish to present a proposal of business or nominate a director before an annual meeting of stockholders but do not intend for the proposal to be included in the Company's Proxy Statement pursuant to Rule 14a-8. Pursuant to the Company's By-Laws, such a proposal of business or nomination of a director may be brought before the meeting by a stockholder who is entitled to vote at such meeting and who gives timely notice of such proposal or nomination and otherwise satisfies the applicable requirements. To be timely for the 2017 annual meeting of stockholders, such notice must be received by the General Counsel and Secretary of the Company, James M. Barkley, at 225 West Washington Street, Indianapolis, Indiana 46204 by the close of business on January 11, 2017. If the date of the 2017 meeting is changed by more than 30 days from May 11, 2017, the proposal must be received by the Company not later than the close of business on the later of 120 calendar days in advance of the 2017 annual meeting of stockholders or 10 calendar days following the date upon which public announcement of the date of the meeting is first made.

WHERE YOU CAN FIND MORE INFORMATION

We are subject to the informational requirements of the Exchange Act and so, we file periodic reports and other information with the SEC. These reports and the other information we file with the SEC can be read and copied at the public reference room facilities maintained by the SEC in Washington, DC at 100 F Street, N.E., Washington, DC 20549. The SEC's telephone number to obtain information on the operation of the public reference room is (800) SEC-0330. These reports and other information are also filed by us electronically with the SEC and are available at its website, www.sec.gov.

INCORPORATION BY REFERENCE

To the extent this Proxy Statement has been or will be specifically incorporated by reference into any filing under the Securities Act of 1933, as amended, or the Exchange Act, the sections of this Proxy Statement entitled, "COMPENSATION COMMITTEE REPORT" and "REPORT OF THE AUDIT COMMITTEE" should not be deemed to be so incorporated unless specifically otherwise provided in any such filing.

FREQUENTLY ASKED QUESTIONS AND ANSWERS

QUESTIONS AND ANSWERS ABOUT THE ANNUAL MEETING AND VOTING

WHAT IS A PROXY?

A proxy is your legal designation of another person to vote on your behalf. By completing and returning the enclosed proxy card, you are giving the persons named in the proxy card, David Simon and Larry C. Glasscock, the authority to vote your shares in the manner you indicate on your proxy card.

WHO IS QUALIFIED TO VOTE?

You are qualified to vote on all matters presented to the stockholders at the meeting if you own shares of our common stock, par value \$.0001 per share, or Class B common stock, par value \$.0001 per share, at the close of business on the Record Date.

All of the Class B common shares are subject to voting trusts as to which David Simon and Herbert Simon are the voting trustees. The Board is not soliciting proxies in respect of the Class B common shares.

HOW MANY SHARES MAY VOTE AT THE MEETING?

On the Record Date, there were outstanding 309,408,836 shares of common stock and 8,000 shares of Class B common stock. As a result, a total of 309,416,836 shares are entitled to vote (which we refer to in this Proxy Statement as the "voting shares") on all matters presented to stockholders at the meeting.

HOW MANY SHARES MUST BE PRESENT TO HOLD THE MEETING?

The presence at the meeting in person or by proxy of holders of shares representing a majority of all the votes entitled to be cast at the meeting, or 154,708,419 voting shares, will constitute a quorum for the transaction of business.

WHAT IS THE DIFFERENCE BETWEEN A "STOCKHOLDER OF RECORD" AND A "STREET NAME" HOLDER?

These terms describe how your shares are held. If your shares are registered directly in your name with Computershare Shareowner Services, our transfer agent, you are a "stockholder of record." If your shares are held in the name of a brokerage, bank, trust or other nominee as a custodian, you are a "street name" holder.

HOW DO I VOTE MY SHARES?

If you are a "stockholder of record," you have several choices. You can vote your shares by proxy:

- Via the Internet;
- By telephone; or
- By mailing your proxy card. Please refer to the specific instructions set forth on the Notice or printed proxy materials. For security reasons, our electronic voting system has been designed to authenticate your identity as a stockholder. If you hold your shares in "street name," your broker/bank/trustee/nominee will provide you with materials and instructions for voting your shares

CAN I VOTE MY SHARES IN PERSON AT THE MEETING?

If you are a "stockholder of record," you may vote your shares in person at the meeting. If you hold your shares in "street name," you must obtain a proxy from your broker, bank, trustee or nominee, giving you the right to vote the shares at the meeting.

ADMISSION REQUIREMENTS—WHAT DO I NEED TO DO TO ATTEND THE MEETING IN PERSON?

Proof of stock ownership and some form of government-issued photo identification (such as a valid driver's license or passport) will be required for admission to the meeting. Only stockholders who owned Simon Property Group, Inc. common stock as of the close of business on the Record Date are entitled to attend the meeting.

If your shares are registered in your name and you owned Simon Property Group, Inc. common stock as of the close of business on the Record Date, you only need to provide some form of government issued photo identification for admission.

If your shares are held in a bank or brokerage account, contact your bank or broker to obtain a written legal proxy in order to vote your shares at the meeting. If you do not obtain a legal proxy from your bank or broker, you will not be entitled to vote your shares, but you can still attend the meeting if you bring a recent bank or brokerage statement showing that you owned shares of common stock on the Record Date, and provide some form of government-issued photo identification.

FREQUENTLY ASKED QUESTIONS AND ANSWERS

WHAT ARE THE BOARD'S RECOMMENDATIONS ON HOW I SHOULD VOTE MY SHARES?

The Board recommends that you vote your shares as follows:

- Proposal 1: **FOR** all of the nominees for election as directors named in this Proxy Statement.
- Proposal 2: **FOR** the advisory vote to approve executive compensation.
- Proposal 3: **FOR** the proposal to ratify the appointment of Ernst & Young LLP as our independent registered public accounting firm (independent auditors) for the year ending December 31, 2016.

HOW WOULD MY SHARES BE VOTED IF I DO NOT SPECIFY HOW THEY SHOULD BE VOTED?

- If you sign and return a proxy card without indicating how you want your shares to be voted, the persons named as proxies will vote your shares as follows:
- Proposal 1: **FOR** all of the nominees for election as directors named in this Proxy Statement.
- Proposal 2: **FOR** the advisory vote to approve executive compensation.
- Proposal 3: **FOR** the proposal to ratify the appointment of Ernst & Young LLP as our independent registered public accounting firm (independent auditors) for the year ending December 31, 2016.

WHAT ARE BROKER NON-VOTES?

A broker non-vote occurs when a nominee, such as a broker, holding shares for a beneficial owner does not vote on a particular proposal because the nominee does not have discretionary authority to vote for that particular proposal and has not received instructions from the beneficial owner as to how to vote its shares. Proposals 1 and 2 fall into this category. If you do not provide your broker with voting instructions, any of your shares held by the broker will not be counted as having been voted on any of these proposals. However, "broker non-votes" will be considered present at the annual meeting and will be counted towards determining whether or not a quorum is present. With respect to Proposal 3, the nominee may exercise its discretion to vote for or against that proposal in the absence of your instruction.

HOW WILL ABSTENTIONS BE TREATED?

For this annual meeting, abstentions will have no effect on the outcome of Proposal 1: Election of Directors, Proposal 2: Advisory Vote to Approve Executive Compensation and Proposal 3: Ratification of Independent Registered Public Accounting Firm.

However, abstentions will be considered present and entitled to vote at the annual meeting and will be counted towards determining whether or not a quorum is present.

WHAT VOTE IS REQUIRED TO APPROVE EACH PROPOSAL?

All voting shares are entitled to one vote per share. To approve each of the proposals, the following votes are required from the holders of voting shares.

PROPOSAL NUMBER	SUBJECT	VOTE REQUIRED	IMPACT OF ABSTENTIONS AND BROKER NON-VOTES, IF ANY
1	Election of Directors	For the nominees to be elected by the holders of voting shares, approval by a majority of the votes cast. Under our By-Laws, for purposes of this proposal, a "majority of votes cast" means more votes cast FOR than AGAINST.	Abstentions and broker non-votes will not be considered as votes for or against this proposal and will not affect the outcome of the vote.
2	Advisory Vote to Approve Executive Compensation	This proposal is advisory and not binding. We will consider stockholders to have approved the proposal if it is approved by a majority of the votes cast.	Abstentions and broker non-votes will not be considered as votes for or against this proposal and will not affect the outcome of the vote.
3	Ratification of Appointment of Independent Auditors	A majority of the votes cast.	Abstentions will not be considered as votes for or against this proposal and will not affect the outcome of the vote.

The voting trustees who vote the Class B common stock have advised us that they intend to vote all shares of the Class B common stock FOR the election of all nominees and FOR the two proposals being submitted by the Board of Directors.

WHY DID I RECEIVE MORE THAN ONE NOTICE OR PROXY CARD?

You will receive multiple Notices or cards if you hold your shares in different ways (e.g., joint tenancy, trusts, custodial accounts) or in multiple accounts. If your shares are held by a broker (i.e., in "street name"), you will receive your proxy card or other voting information from your broker, and you will return your proxy card(s) to your broker. You should vote on and sign each proxy card you receive.

CAN I CHANGE MY VOTE AFTER I HAVE MAILED IN MY PROXY CARD?

You may revoke your proxy by doing one of the following:

- By sending a written notice of revocation to our Secretary at 225 West Washington Street, Indianapolis, Indiana 46204 that is received prior to the meeting, stating that you revoke your proxy;
- By signing a later-dated proxy card and submitting it so that it is received prior to the meeting in accordance with the instructions included in the proxy card(s); or
- By attending the meeting and voting your shares in person.

WILL THE RESULTS OF THE ADVISORY VOTE ON EXECUTIVE COMPENSATION BE BINDING ON THE COMPANY OR ITS BOARD OF DIRECTORS?

The outcome of the advisory vote on executive compensation will not bind the Company or restrict the Board of Directors in any manner when the Board makes decisions on these subjects. The Board could, if it concluded it was in our best interests to do so, choose not to follow or implement the stockholders' advice on this matter.

WHAT HAPPENS IF ADDITIONAL MATTERS ARE PRESENTED AT THE ANNUAL MEETING?

We know of no other matters other than the items of business described in this Proxy Statement that can be considered at the meeting. If other matters requiring a vote do arise, the persons named as proxies will have the discretion to vote on those matters for you.

FREQUENTLY ASKED QUESTIONS AND ANSWERS

WHO WILL COUNT THE VOTES?

Broadridge Financial Solutions, Inc. will count the votes and will facilitate the engagement of an independent inspector of election. The inspector will be present at the meeting.

WILL THE MEETING BE ACCESSIBLE TO DISABLED PERSONS?

Our Corporate headquarters is accessible to disabled persons. Please call us at least five days in advance at 317-685-7330 if you require any special accommodations.

HOW CAN I REVIEW THE LIST OF STOCKHOLDERS ENTITLED TO VOTE AT THE MEETING?

A list of stockholders entitled to vote at the meeting will be available at the meeting and for ten days prior to the meeting, between the hours of 9:00 a.m. and 5:00 p.m. (EDT), at our offices at 225 West Washington Street, Indianapolis, Indiana 46204. If you were a stockholder on the Record Date, and would like to view the stockholder list, please contact our Secretary to schedule an appointment.

WHO PAYS THE COST OF THIS PROXY SOLICITATION?

We will pay the cost of preparing, assembling and mailing the proxy materials. We will also request banks, brokers and other holders of record to send the proxy materials to, and obtain proxies from, beneficial owners and will reimburse them for their reasonable expenses in doing so. In addition, we have hired Georgeson, Inc. to assist in the solicitation of proxies. We will pay Georgeson, Inc. a fee of \$50,000 for its proxy solicitation services.

IS THIS PROXY STATEMENT THE ONLY WAY THAT PROXIES ARE BEING SOLICITED?

Certain employees or other representatives of the Company may also solicit proxies by telephone, facsimile, e-mail or personal contact. They will not be specifically compensated for doing so.

HAS THE COMPANY ADOPTED A "MAJORITY VOTING STANDARD?"

Under our By-Laws, a nominee who receives more AGAINST votes than FOR votes will be required to tender his or her resignation. See "CORPORATE GOVERNANCE MATTERS—Majority Vote Standard for Election of Directors."

ATTEND OUR ANNUAL MEETING OF STOCKHOLDERS



Date and Time: **May 11, 2016 at 8:30 a.m. EDT**

Location: **Simon Property Group Headquarters
225 W. Washington Street
Indianapolis, Indiana 46204**

Record Date: **March 14, 2016**



VOTE BY INTERNET - www.proxyvote.com

Use the Internet to transmit your voting instructions and for electronic delivery of information up until 11:59 P.M. Eastern Daylight Time on May 10, 2016. Have your proxy card in hand when you access the web site and follow the instructions to obtain your records and to create an electronic voting instruction form.

ELECTRONIC DELIVERY OF FUTURE PROXY MATERIALS

If you would like to reduce the costs incurred by our company in mailing proxy materials, you can consent to receiving all future proxy statements, proxy cards and annual reports electronically via e-mail or the Internet. To sign up for electronic delivery, please follow the instructions above to vote using the Internet and, when prompted, indicate that you agree to receive or access proxy materials electronically in future years.

VOTE BY PHONE - 1-800-690-6903

Use any touch-tone telephone to transmit your voting instructions up until 11:59 P.M. Eastern Daylight Time on May 10, 2016. Have your proxy card in hand when you call and then follow the instructions.

VOTE BY MAIL

Mark, sign and date your proxy card and return it in the postage-paid envelope we have provided or return it to Vote Processing, c/o Broadridge, 51 Mercedes Way, Edgewood, NY 11717.

TO VOTE, MARK BLOCKS BELOW IN BLUE OR BLACK INK AS FOLLOWS:

KEEP THIS PORTION FOR YOUR RECORDS

 THIS PROXY CARD IS VALID ONLY WHEN SIGNED AND DATED.

DETACH AND RETURN THIS PORTION ONLY

The Board of Directors recommends you vote FOR the following:

1. Election of Directors

Nominees	For	Against	Abstain
1a Glyn F. Aepfel	<input type="checkbox"/>	<input type="checkbox"/>	<input type="checkbox"/>
1b Larry C. Glasscock	<input type="checkbox"/>	<input type="checkbox"/>	<input type="checkbox"/>
1c Karen N. Horn, Ph.D.	<input type="checkbox"/>	<input type="checkbox"/>	<input type="checkbox"/>
1d Allan Hubbard	<input type="checkbox"/>	<input type="checkbox"/>	<input type="checkbox"/>
1e Reuben S. Leibowitz	<input type="checkbox"/>	<input type="checkbox"/>	<input type="checkbox"/>
1f Gary H. Rodkin	<input type="checkbox"/>	<input type="checkbox"/>	<input type="checkbox"/>
1g Daniel C. Smith, Ph.D.	<input type="checkbox"/>	<input type="checkbox"/>	<input type="checkbox"/>
1h J. Albert Smith, Jr.	<input type="checkbox"/>	<input type="checkbox"/>	<input type="checkbox"/>

3 Ratification of Ernst & Young LLP as Independent Registered Public Accounting Firm. For Against Abstain

NOTE: Such other business as may properly come before the meeting or any adjournment thereof.

The Board of Directors recommends you vote FOR proposals 2 and 3.

2 Advisory Vote on the Approval of Executive Compensation.	For	Against	Abstain
	<input type="checkbox"/>	<input type="checkbox"/>	<input type="checkbox"/>

Please sign exactly as your name(s) appear(s) hereon. When signing as attorney, executor, administrator, or other fiduciary, please give full title as such. Joint owners should each sign personally. All holders must sign. If a corporation or partnership, please sign in full corporate or partnership name by authorized officer.

 Signature [PLEASE SIGN WITHIN BOX] Date

 Signature (Joint Owners) Date

0000272879_1 R1 0.1.25

Important Notice Regarding the Availability of Proxy Materials for the Annual Meeting: The 10k Wrap, Notice & Proxy Statement are available at www.proxyvote.com

SIMON PROPERTY GROUP, INC.
**THIS PROXY IS SOLICITED ON BEHALF OF THE BOARD OF DIRECTORS
FOR THE ANNUAL MEETING OF STOCKHOLDERS TO BE HELD ON
MAY 11, 2016**

The stockholder hereby appoints David Simon and Larry C. Glasscock, or either of them, as proxies, each with the power of substitution, and hereby authorizes them to represent and to vote, as designated on the reverse side of this ballot, all of the shares of Common Stock of Simon Property Group, Inc. that the stockholder is entitled to vote at the Annual Meeting of Stockholders to be held at 8:30 a.m., Eastern Daylight Time, on May 11, 2016, at 225 WEST WASHINGTON STREET, INDIANAPOLIS, INDIANA, and any adjournment or postponement thereof.

THIS PROXY, WHEN PROPERLY EXECUTED, WILL BE VOTED AS DIRECTED BY THE STOCKHOLDER. IF NO SUCH DIRECTIONS ARE MADE, THIS PROXY WILL BE VOTED FOR ALL NOMINEES LISTED ON THE REVERSE SIDE FOR ELECTION TO THE BOARD OF DIRECTORS, FOR PROPOSAL 2 AND FOR PROPOSAL 3.

PLEASE MARK, SIGN, DATE AND RETURN THIS PROXY CARD PROMPTLY USING THE ENCLOSED REPLY ENVELOPE.

Continued and to be signed on reverse side

0000272879_2_R1.0.1.25